

2016-17 MEN'S BASKETBALL TENNESSEE STATE TIGERS



NCAA Tournament (D1): '93, '94 (D2): '63, '67, '70, '71, '72, '73, '74, '75 | CIT Appearances: '12, '13, '16 | NAIA National Championships: '57, '58, '59

2016-17 SCHEDULE ▶▶

Overall: 12-8 | OVC: 3-4 | Home: 5-3 | Away: 5-5 | Neutral: 2-0

▶▶ NOVEMBER (6-1)

| | | | |
|----|------------------------|---------------------|----------|
| 3 | FISK (EXHIBITION) | | W, 77-43 |
| 11 | vs. UC Davis % | | W, 78-64 |
| 12 | vs. Northern Arizona % | | W, 69-65 |
| 13 | at Santa Clara % | TheW.TV | W, 69-61 |
| 19 | at Middle Tennessee | CUSA.TV | W, 74-63 |
| 23 | at Canisius | ESPN3 | W, 72-58 |
| 26 | REINHARDT | OVC Digital Network | W, 96-64 |
| 29 | at Vanderbilt | SEC Network + | L, 83-59 |

▶▶ DECEMBER (3-3)

| | | | |
|----|------------------|---------------------|---------------|
| 3 | at Lipscomb | ESPN3 | W, 72-71 |
| 10 | at NC State | RSN | L, 67-55 (OT) |
| 14 | ALABAMA STATE | OVC Digital Network | W, 68-46 |
| 19 | at #5/4 Duke | ESPN2 | L, 65-55 |
| 27 | COVENANT | OVC Digital Network | W, 81-50 |
| 31 | at Murray State* | CBS Sports Network | L, 92-83 |

▶▶ JANUARY (3-4)

| | | | |
|----|----------------------|-------------------------|---------------|
| 2 | KENNESAW STATE | OVC Digital Network | L, 76-73 |
| 5 | SOUTHEAST MISSOURI* | OVC Digital Network | W, 65-62 |
| 7 | UT MARTIN* | OVC Digital Network | W, 76-65 |
| 12 | at Eastern Kentucky* | American Sports Network | W, 63-49 |
| 14 | at Morehead State* | OVC Digital Network | L, 87-85 |
| 19 | TENNESSEE TECH* | OVC Digital Network | L, 80-74 (OT) |
| 21 | JACKSONVILLE STATE* | OVC Digital Network | L, 86-79 |
| 25 | at SIU Edwardsville* | OVC Digital Network | 7 p.m. |
| 28 | BELMONT* | OVC Digital Network | 7:30 p.m. |

▶▶ FEBRUARY (0-0)

| | | | |
|----|------------------------|---------------------|-----------|
| 2 | EASTERN ILLINOIS* | CBS Sports Network | 7 p.m. |
| 4 | at Austin Peay* | OVC Digital Network | 6:30 p.m. |
| 9 | at Tennessee Tech* | OVC Digital Network | 6 p.m. |
| 11 | at Jacksonville State* | OVC Digital Network | 4:30 p.m. |
| 16 | MOREHEAD STATE* | ESPNU | 8 p.m. |
| 18 | EASTERN KENTUCKY* | OVC Digital Network | 7:30 p.m. |
| 25 | at Belmont* | OVC Digital Network | 5 p.m. |

▶▶ MARCH (0-0)

| | | | |
|---|-------------------|---------------------|--------|
| 1 | OVC 1st Round | OVC Digital Network | TBA |
| 2 | OVC Quarterfinals | OVC Digital Network | TBA |
| 3 | OVC Semifinals | ESPNU | TBA |
| 4 | OVC Championship | ESPN2 | 7 p.m. |

ALL TIMES CENTRAL STANDARD TIME | % 50th annual Cable Car Classic
HOME GAMES ALL CAPS | * OVC Game

THE MATCHUP ▶▶



TENNESSEE STATE TIGERS ▶▶ 12-8, 3-4 OVC

Head Coach: Dana Ford (3rd Season, Illinois State '06)

2016-17 LEADERS | PPG: McCall (14.5); RPG: Martin (10.4); APG: McCall (4.9)

VS



SIUE COUGARS ▶▶ 5-16, 0-7 OVC

Head Coach: Jon Harris (2nd Season, Marquette '02)

2016-17 LEADERS | PPG: Harris (13.4); RPG: Simmons (7.7); APG: Ellis (2.9)

QUICK HITTERS ▶▶

▶ Following two home games, the Tigers hit the road to take on SIUE on Wednesday night, looking to snap a three-game slide.

▶ TSU is coming off an 86-79 home loss to Jacksonville State on Jan. 21. Five Tigers scored in double figures including Tahjere McCall, who finished with 19 points and a career-high nine assists.

▶ TSU's record in games away from the Gentry Center this season is 7-5.

▶ The Tigers are 4-1 in the all-time series with SIUE and are 1-1 in games at the Vadalabene center.

▶ In last year's matchup with SIUE - a 63-60 home win for TSU - Tahjere McCall led the Tigers with 18 points and seven rebounds. TSU shot 43.4 percent and held SIUE to 36.2 percent on the night.

▶ Next on the schedule for TSU is a home game versus Belmont on Saturday, Jan. 28.

GAME INFORMATION ▶▶

| | |
|-------------------|---|
| Date | January 25, 2017 |
| Location | Edwardsville, Ill. |
| Venue | Vadalabene Center |
| Time | 7 p.m. |
| Video | OVC Digital Network |
| TSU Radio | 102.1 FM The Light |
| Talent | Greg Pogue (PxP) & Albert Dawson (Analysis) |
| Live Stats | Statbroadcast.com |

PLAYER TO WATCH ▶▶



#1 - DELANO SPENCER ▶▶

- ▶ Averaging 16.2 points per game in last five games
- ▶ TSU's second-leading scorer in last five
- ▶ 5 made three pointers in 4 games this season

TENNESSEE STATE PROBABLE STARTERS ▶▶

| 0 | 1 | 4 | 5 | 21 |
|--|--|--|---|--|
| | | | | |
| ARMANI CHANEY 5-10 165 So. G Chicago, Ill. | DELANO SPENCER 6-3 195 Jr. G Atlanta, Ga. | KEN'DARRIUS HAMILTON 6-9 275 Jr. F Montgomery, Ala. | TAHJERE McCALL 6-5 195 R-Sr. G Philadelphia, Pa. | CHRISTIAN MEKOWULU 6-9 240 R-So. F Lagos, Nigeria |
| PPG 3.2 RPG 1.2 APG 1.4 MINS 14.8 | PPG 8.9 RPG 1.7 APG 0.6 MINS 20.3 | PPG 6.4 RPG 3.5 APG 0.3 MINS 18.9 | PPG 14.5 RPG 5.0 APG 4.9 MINS 30.5 | PPG 4.1 RPG 3.6 APG 0.3 MINS 17.3 |

CONNECT WITH TSU ATHLETICS ▶▶

#BigBlueRising

| | | | |
|--|--------------------------------|--|----------------------------------|
| | TWITTER @TSU_Tigers | | SNAPCHAT TSU_Tigers |
| | INSTAGRAM @TSUTigers | | PERISCOPE @TSU_Tigers |
| | FACEBOOK /TSUTigers | | YOUTUBE /TNStateTigers |

MBB Contact: Gavin Nevill
Athletic Media Relations Office
3500 John Merritt Blvd.
Nashville, TN 37209
Email: TNevill@tnstate.edu
Phone: (629) 202-1091
Cell: (610) 442-3431

INSIDE THE MATCHUP ▶▶

AT A GLANCE ▶▶

- ▶ TSU is 4-1 in the all-time series with SIUE.
- ▶ The Tigers are 1-1 in road games in the series, falling by a 45-38 final score in their last trip to Edwardsville.

BY THE NUMBERS ▶▶



12-8
72.3 (9th in OVC)
67.7 (1st)
.436 (7th)
.403 (1st)
.341 (8th)
.335 (4rd)
.678 (11th)
38.3 (2nd)
+ 4.1 (2nd)
10.9 (10th)
14.8 (10th)
6.8 (6th)
3.5 (T-4th)

RECORD
PPG
OPP. PPG
FG %
OPP. FG %
3-PT %
OPP. 3-PT %
FT %
REBS/GAME
REBS +/-
AST/GAME
TO/GAME
STL/GAME
BLK/GAME



5-16
67.8
75.3
.400
.464
.297
.309
.675
36.9
+2.1
9.3
15.1
4.5
3.0

ALL-TIME SERIES ▶▶



VS



TSU'S RECORD

ALL-TIME SERIES 4-1
SINCE FORD BEGAN IN '14-15 1-1
SERIES STREAK TSU 1W

ALL-TIME MEETINGS

| DATE | LOCATION | W/L | SCORE |
|---------|----------|-----|-------|
| 1/14/12 | at TSU | W | 52-49 |
| 2/20/13 | at SIUE | W | 83-73 |
| 2/20/14 | at TSU | W | 66-61 |
| 1/10/15 | at SIUE | L | 45-38 |
| 1/9/16 | at TSU | W | 63-60 |

TENNESSEE STATE NEWS AND NOTES ▶▶

LAST TIME OUT

- ▶ Tahjere McCall tallied 19 points and a career-high nine assists in TSU's 86-79 home loss to Jacksonville State on Saturday.
- ▶ The Tigers fell behind early and trailed by as many as 14 points before trimming the deficit to four.
- ▶ Four other Tigers scored in double figures including Delano Spencer (17), Wayne Martin (15), Armani Chaney (12) and Jordan Reed (10).

LAST SEASON VERSUS SIUE

- ▶ TSU earned a 63-60 home win over SIUE in last year's meeting between the two sides.
- ▶ Tahjere McCall posted a team-high 18 points with then-senior Keron DeShields adding 11.
- ▶ Last year's game featured six ties and 11 lead changes.

A WIN WOULD...

- ▶ Level TSU's OVC record at 4-4.
- ▶ Improve TSU to 5-1 in the all-time series versus SIUE.

IMPROVING OFFENSE IN OVC GAMES

- ▶ The Tigers averaged 70.8 points per game in non-conference games this season.
- ▶ In OVC play the offensive production is up to 75.0 points per game.
- ▶ TSU's free throw percentage has also jumped from 64.6 percent in non-league games to 74.5 percent in the OVC.

DELANO SPENCER. FOR THREE.

- ▶ Junior Delano Spencer has scored in double figures in each of his last five games.
- ▶ During the stretch, he has shot 50.0 percent (20-of-40) from three point range.
- ▶ He has four games this season with five or more made threes, including two such games in his last five outings.

WAYNE MARTIN'S REBOUNDING PACE

- ▶ Redshirt senior Wayne Martin is averaging 10.4 rebounds per game on the season, which is top in the OVC.
- ▶ If he maintains his current rebounding pace, he will be the first TSU player to average 10+ rebounds for a season since Stanley Caldwell posted 10.4 rebounds per game in 1995-96.

IN THE NATION

- ▶ TSU is ranked 42nd in the nation in field goal percentage defense (.403) and 19th in turnovers forced (16.60 per game).
- ▶ The Tigers' scoring defense (67.7 ppg) is ranked 76th nationally.
- ▶ Tahjere McCall is 6th in the nation in steals per game (3.0), 6th in total steals (60) & 9th in free throws attempted (147)
- ▶ Wayne Martin is 19th in the nation in rebounds per game (10.4), 24th in double-doubles (9) & 23rd in field goal percentage (.569)

ON THE ROAD

- ▶ TSU is 5-5 in true road games and 2-0 in neutral site games.
- ▶ The seven wins away from home are the second-most in the OVC this season (Jacksonville State has 10 wins away from home).

LAST TWO SEASONS FOR TENNESSEE STATE

- ▶ After going 5-26 in Head Coach Dana Ford's first season in 2014-15, the Tigers posted one of the biggest turnarounds in NCAA history to improve to 20-11 a year ago.
- ▶ TSU is 12-8 in 2016-17 and is 32-19 over the last two seasons.

DOWN LOW

- ▶ Through 20 games, TSU has outrebounded its opponents 15 times, and is outrebounding opponents by an average of 4.1 boards per game.
- ▶ The Tigers have scored 660 points in the paint (33.0 ppg) and are outscoring opponents by an average of 12.4 points per game in the paint.

REACHING 1,000 THIS SEASON

- ▶ Tahjere McCall and Jordan Reed reached 1,000 career Division I points this season.
- ▶ McCall scored his 1,000th point on Jan. 7 vs. UT Martin after 330 points for Niagara in two seasons.
- ▶ Reed reached 1,000 on Nov. 23 versus Reinhardt after 931 in three seasons at Binghamton.

EARLY SEASON VICTORIES

- ▶ TSU began the season 6-0 for the first time since joining D-I prior to 1977-78.
- ▶ TSU was 7-1 for the first time at the D-I level.
- ▶ The Tigers had never gone 3-0 when its first three opponents were D1 prior to this season.

NATIONAL HEADLINES

- ▶ Tennessee State received votes in the Associated Press Top 25, released on Nov. 28.
- ▶ TSU also received one vote in the Associated Press Top 25 on Nov. 21.
- ▶ TSU is receiving votes in the CollegeInsider.com Mid-Major Top 25, released on Jan. 23. The Tigers ranked as high as 17th in the Mid-Major Poll this year.

NO SUBSTITUTION FOR EXPERIENCE

- ▶ TSU's relies heavily on the offensive production three fifth-year seniors in Wayne Martin (14.2 ppg), Tahjere McCall (14.5 ppg) and Jordan Reed (9.3 ppg).
- ▶ The average age of Martin, McCall and Reed is 22 years and 7 months.

DEFENDING WITH YOUR HAIR ON FIRE

- ▶ At Head Coach Dana Ford's introductory press conference, he promised his players would "defend with their hair on fire and rebound like mad men."
- ▶ TSU leads the OVC defensive field goal percentage for the second year in a row, and in 2015-16 Tahjere McCall earned OVC Defensive Player of the Year.
- ▶ TSU again leads the OVC, holding opponents to .403 percent from the field.

2016-17 NUMERICAL ROSTER ▶▶

| # | NAME | POS. | HT. | WT. | CL. - YR. | HOMETOWN (PREVIOUS SCHOOL) |
|----|----------------------|------|------|-----|-------------|--|
| 0 | Armani Chaney | G | 5-10 | 165 | So. - 2nd | Chicago, Ill. (St. Rita HS) |
| 1 | Delano Spencer | G | 6-3 | 195 | Jr. - 1st | Atlanta, Ga. (Coffeyville CC) |
| 2 | Chris Bolden | G | 6-3 | 215 | R-Sr. - 1st | Tifton, Ga. (Georgia Tech) |
| 3 | Jordan Reed | G | 6-4 | 210 | R-Sr. - 2nd | Philadelphia, Pa. (Binghamton) |
| 4 | Ken'Darrius Hamilton | F/C | 6-9 | 275 | Jr. - 1st | Montgomery, Ala. (Meridian CC) |
| 5 | Tahjere McCall | G | 6-5 | 195 | R-Sr. - 3rd | Philadelphia, Pa. (Niagara) |
| 10 | Thomas Davis | G | 6-2 | 175 | R-Fr. - 2nd | Nashville, Tenn. (Lighthouse Christian HS) |
| 13 | Samson Oyediran | F | 6-7 | 220 | R-So. - 2nd | London, England (Ancilla College) |
| 14 | Darreon Reddick | G | 6-4 | 195 | Jr. - 3rd | Belleville, Ill. (Belleville East HS) |
| 15 | Xavier Williams | F | 6-9 | 220 | R-Jr. - 1st | Fairfield, Ala. (Holmes CC) |
| 21 | Christian Mekowulu | F | 6-9 | 240 | R-So. - 3rd | Lagos, Nigeria (Covenant Christian HS (Ga.)) |
| 22 | Daniel Cummings | G/F | 6-5 | 220 | Fr. - 1st | Toronto, Ont. (Orangeville Prep) |
| 23 | A'Torey Everett | G | 6-4 | 190 | So. - 1st | Dallas, Texas (Murray State College) |
| 30 | Khalil Spencer | G/F | 6-4 | 230 | R-Fr. - 2nd | Memphis, Tenn. (Ridgeway HS) |
| 33 | Wayne Martin | F | 6-7 | 237 | R-Sr. - 2nd | Brooklyn, N.Y. (Navarro College) |
| 34 | Jalen Duke | G | 6-5 | 213 | R-Fr. - 2nd | Nashville, Tenn. (Martin Luther King HS) |

2016-17 ALPHABETICAL ROSTER ▶▶

| # | NAME | POS. | HT. | WT. | CL. - YR. | HOMETOWN (PREVIOUS SCHOOL) |
|----|----------------------|------|------|-----|-------------|--|
| 2 | Chris Bolden | G | 6-3 | 215 | R-Sr. - 1st | Tifton, Ga. (Georgia Tech) |
| 0 | Armani Chaney | G | 5-10 | 165 | So. - 2nd | Chicago, Ill. (St. Rita HS) |
| 22 | Daniel Cummings | G/F | 6-5 | 220 | Fr. - 1st | Toronto, Ont. (Orangeville Prep) |
| 10 | Thomas Davis | G | 6-2 | 175 | R-Fr. - 2nd | Nashville, Tenn. (Lighthouse Christian HS) |
| 34 | Jalen Duke | G | 6-5 | 213 | R-Fr. - 2nd | Nashville, Tenn. (Martin Luther King HS) |
| 23 | A'Torey Everett | G | 6-4 | 190 | So. - 1st | Dallas, Texas (Murray State College) |
| 4 | Ken'Darrius Hamilton | F/C | 6-9 | 275 | Jr. - 1st | Montgomery, Ala. (Meridian CC) |
| 33 | Wayne Martin | F | 6-7 | 237 | R-Sr. - 2nd | Brooklyn, N.Y. (Navarro College) |
| 5 | Tahjere McCall | G | 6-5 | 195 | R-Sr. - 3rd | Philadelphia, Pa. (Niagara) |
| 21 | Christian Mekowulu | F | 6-9 | 240 | R-So. - 3rd | Lagos, Nigeria (Covenant Christian HS (Ga.)) |
| 13 | Samson Oyediran | F | 6-7 | 220 | R-So. - 2nd | London, England (Ancilla College) |
| 14 | Darreon Reddick | G | 6-4 | 195 | Jr. - 3rd | Belleville, Ill. (Belleville East HS) |
| 3 | Jordan Reed | G | 6-4 | 210 | R-Sr. - 2nd | Philadelphia, Pa. (Binghamton) |
| 1 | Delano Spencer | G | 6-3 | 195 | Jr. - 1st | Atlanta, Ga. (Coffeyville CC) |
| 30 | Khalil Spencer | G/F | 6-4 | 230 | R-Fr. - 2nd | Memphis, Tenn. (Ridgeway HS) |
| 15 | Xavier Williams | F | 6-9 | 220 | R-Jr. - 1st | Fairfield, Ala. (Holmes CC) |

Head Coach: Dana Ford (3rd Season, Illinois State '06)

Associate Head Coach: Randy Peele (3rd Season, Virginia Wesleyan '80)

Assistant Coaches: Rodney Hamilton (5th Season, Georgia State '98)

Pierre Jordan (3rd Season, Florida State '11)

Director of Basketball Operations: Janna Eichelberger (3rd Season, IUPUI '12)

Video Coordinator: James White (2nd Season, Memphis '14)

PRONUNCIATION GUIDE ▶▶

| # | Name | Pronunciation |
|------|----------------------|-------------------|
| #1 | Delano Spencer | DELL-in-o |
| #4 | Ken'Darrius Hamilton | ken-DARE-ee-iss |
| #5 | Tahjere McCall | tah-JERE |
| #13 | Samson Oyediran | oh-YAY-der-in |
| #14 | Darreon Reddick | DARE-e-on RED-ick |
| #15 | Xavier Williams | EX-aye-vier |
| #21 | Christian Mekowulu | mek-oh-WUU-luu |
| #23 | A'Torey Everett | uh-TORE-ee |
| AC | Randy Peele | PEEL |
| DOBO | Janna Eichelberger | EYE-kuhl-berger |



ROSTER BREAKDOWN ▶▶

BY STATE ▶▶

▶ TENNESSEE (3) Davis, Duke, K. Spencer

▶ ILLINOIS (2) Chaney, Reddick

▶ PENNSYLVANIA (2) McCall, Reed

▶ ALABAMA (2) Hamilton, Williams

▶ GEORGIA (2) Bolden, D. Spencer

▶ TEXAS (1) Everett

▶ NEW YORK (1) Martin

▶ NIGERIA (1) Mekowulu

▶ ENGLAND (1) Oyediran

▶ CANADA (1) Cummings

BY POSITION ▶▶

▶ GUARD (9)

-- Bolden, Chaney, Cummings, Davis, Duke, Everett, McCall, Reed, Reddick, D. Spencer

▶ GUARD/FORWARD (2)

-- Cummings, K. Spencer

▶ FORWARD (4)

-- Martin, Mekowulu, Oyediran, Williams

▶ FORWARD/CENTER (1)

-- Hamilton

BY HEIGHT ▶▶

▶ 6'9" (3) Hamilton, Mekowulu, Williams

▶ 6'7" (2) Martin, Oyediran

▶ 6'5" (3) Cummings, Duke, McCall

▶ 6'4" (4) Everett, Reddick, Reed, K. Spencer

▶ 6'3" (2) Bolden, D. Spencer

▶ 6'2" (1) Davis

▶ 5'10" (1) Chaney

OVC PRESEASON INFORMATION ▶▶

COACHES/SIDS POLL ▶▶

EAST

1. Belmont (16) - 126
2. **Tennessee St. (6) - 106**
3. Morehead St. (1) - 98
4. Tennessee Tech - 62
5. Eastern Kentucky (1) - 60
6. Jacksonville St. - 40

WEST

1. Murray St. (21) - 131
2. Eastern Illinois - 95
3. Austin Peay (2) - 88
4. UT Martin (1) - 82
5. SIUE - 54
6. SEMO - 42

MEDIA POLL ▶▶

EAST

1. Belmont (12) - 82
2. **Tennessee St. - 64**
3. Morehead St. (2) - 62
4. Eastern Kentucky - 35
5. Tennessee Tech - 32
6. Jacksonville St. - 19

WEST

1. Murray St. (14) - 84
2. Austin Peay - 60
3. Eastern Illinois - 56
4. UT Martin - 45
5. SEMO - 28
6. SIUE - 21

PRESEASON ALL-OVC (VOTED BY COACHES/SIDS) ▶▶



◀◀ TAHJERE MCCALL

WAYNE MARTIN ▶▶

QUICK FACTS ▶▶

TENNESSEE STATE UNIVERSITY

| | |
|----------------------------|--------------------------|
| Location | Nashville, Tenn. |
| Founded | 1912 |
| Enrollment | 9,165 |
| Nickname | Tigers |
| Colors | Reflex Blue and White |
| National Affiliation | NCAA Division I |
| Conference | Ohio Valley (OVC) |
| Athletic Website | TSUTigers.com |
| University Website | TNState.edu |
| President | Dr. Glenda Baskin Glover |
| Athletics Director | Teresa Phillips |

STAFF/INFORMATION

| | |
|-------------------------|-----------------------------------|
| Head Coach | Dana Ford |
| Alma Mater | 3rd Season - Illinois St., '06 |
| Assoc. Head Coach | Randy Peele (Va. Wesleyan '80) |
| Assist. Coach | Rodney Hamilton (Georgia St. '98) |
| | Pierre Jordan (Florida St. '11) |
| Director of Ops | Janna Eichelberger (IUPUI '12) |
| Video Coordinator | James White (Memphis '14) |

MEN'S BASKETBALL HISTORY

| | |
|--|------------------------------|
| First Season | 1944-45 |
| OVC Regular Season Championships | 2 (1993 & 1995) |
| OVC Tournament Record | 12-24 (26 appearances) |
| OVC Tournament Championships | 2 (1993 & 1994) |
| D-1 NCAA Tournament Record | 0-2 (last in 1994) |
| National Championships | 3 (NAIA - 1957, 1958 & 1959) |
| 20 Win Seasons | 22 |
| 30 Win Seasons | 3 |
| Undefeated Seasons | 1 (1949) |

2015-16 RECORD

| | |
|------------------|------------------------------------|
| Record | 20-11 11-5 OVC |
| Postseason | OVC Quarterfinals, CIT First Round |

2016-17 OUTLOOK

| | |
|--------------------------------|---------------------|
| Returners/Lettermen Lost | 9/7 |
| Starters Returning/Lost | 3/2 |
| Returning Points | 1,084/2,273 (47.7%) |
| Returning Assists | 178/328 (54.3%) |
| Returning Rebounds | 546/1,149 (47.5%) |
| Returning Minutes | 2,877/6,300 (45.7%) |

2016-17 OVC STANDINGS ▶▶

EAST DIVISION

| School | OVC | Pct. | Overall | Pct. |
|------------------------|------------|--------------|-------------|--------------|
| Belmont | 7-0 | 1.000 | 13-4 | 0.765 |
| Jacksonville State | 5-2 | 0.714 | 13-9 | 0.591 |
| Morehead State | 5-2 | 0.714 | 9-11 | 0.450 |
| Tennessee Tech | 4-3 | 0.571 | 8-14 | 0.364 |
| TENNESSEE STATE | 3-4 | 0.429 | 12-8 | 0.600 |
| Eastern Kentucky | 1-6 | 0.143 | 8-14 | 0.364 |

WEST DIVISION

| School | OVC | Pct. | Overall | Pct. |
|--------------------|-----|-------|---------|-------|
| Murray State | 5-2 | 0.714 | 11-10 | 0.524 |
| UT Martin | 4-3 | 0.571 | 14-8 | 0.636 |
| Southeast Missouri | 4-3 | 0.571 | 9-13 | 0.409 |
| Austin Peay | 3-4 | 0.429 | 7-14 | 0.333 |
| Eastern Illinois | 1-6 | 0.143 | 9-11 | 0.450 |
| SIUE | 0-7 | 0.000 | 5-16 | 0.238 |

TSU'S WEEKLY HONORS ▶▶

| | |
|---|---------------------------|
| OVC Player of the Week | Tahjere McCall (11/14/16) |
| OVC Player of the Week | Tahjere McCall (1/9/17) |
| BOXTOROW National Player of the Week | Tahjere McCall (1/10/17) |
| OVC Co-Newcomer of the Week | Jordan Reed (11/21/16) |

TSU'S OVC RANKINGS ▶▶



| | | |
|------------------------------|-----------|------------|
| TAHJERE MCCALL ▶▶ | ## | OVC |
| Points Per Game | 14.5 | 13th |
| Assists Per Game | 4.9 | 3rd |
| Steals Per Game | 3.0 | 1st |
| Total Steals | 60 | 1st |
| WAYNE MARTIN ▶▶ | ## | OVC |
| Points Per Game | 14.2 | 15th |
| Rebounds Per Game | 10.4 | 1st |
| Blocks Per Game | 0.9 | T-14th |
| Field Goal Percentage | .569 | 6th |
| Double-Doubles | 9 | T-1st |
| JORDAN REED ▶▶ | ## | OVC |
| Rebounds Per Game | 6.7 | 11th |













GAME-BY-GAME LEADERS ▶▶

| Date | Opponent | Points | Rebounds | Assists | Outcome |
|-------|----------------------------|---------------------|--------------------------|-------------------|---------------|
| 11/11 | vs. UC Davis % | McCall (20) | Martin (15) | McCall (6) | W, 78-64 |
| 11/12 | vs. Northern Arizona % | McCall (16) | Martin/Reed (9) | McCall (4) | W, 69-65 |
| 11/13 | at Santa Clara % | D. Spencer (15) | Martin (9) | McCall (4) | W, 69-61 |
| 11/19 | at Middle Tennessee | Reed (23) | Martin (13) | McCall/Chaney (3) | W, 74-63 |
| 11/23 | at Canisius | Martin/McCall (14) | Martin (14) | McCall (6) | W, 72-58 |
| 11/26 | REINHARDT | D. Spencer (18) | McCall (11) | McCall (5) | W, 96-64 |
| 11/29 | at Vanderbilt | Hamilton (19) | Hamilton/Martin/Reed (4) | McCall (3) | L, 83-59 |
| 12/3 | at Lipscomb | Martin (16) | Reed (14) | McCall (5) | W, 72-71 |
| 12/10 | at NC State | Martin (16) | Reed (10) | McCall (4) | L, 67-55 (OT) |
| 12/14 | ALABAMA STATE | Reed (13) | Martin (13) | McCall (6) | W, 68-46 |
| 12/19 | at #5/4 Duke | Reddick/McCall (14) | Hamilton (8) | McCall (3) | L, 65-55 |
| 12/27 | COVENANT | Reddick (17) | Martin (14) | McCall (5) | W, 81-50 |
| 12/31 | at Murray State* | Martin (19) | Martin (16) | 4 Players (2) | L, 92-83 |
| 1/2 | KENNESAW STATE | McCall (25) | Martin (13) | McCall (3) | L, 76-73 |
| 1/5 | SOUTHEAST MISSOURI* | McCall (27) | McCall (8) | McCall (4) | W, 65-62 |
| 1/7 | UT MARTIN* | D. Spencer (19) | Martin (9) | McCall (8) | W, 76-65 |
| 1/12 | at Eastern Kentucky* | Martin (14) | Martin (17) | McCall (7) | W, 63-49 |
| 1/14 | at Morehead State* | Martin (26) | Martin (8) | McCall (4) | L, 87-85 |
| 1/19 | TENNESSEE TECH* | McCall (19) | Martin (17) | McCall (6) | L, 80-74 (OT) |
| 1/21 | JACKSONVILLE STATE* | McCall (19) | Reed (5) | McCall (9) | L, 86-79 |
| 1/25 | at SIU Edwardsville* | | | | |
| 1/28 | BELMONT* | | | | |
| 2/2 | EASTERN ILLINOIS* | | | | |
| 2/4 | at Austin Peay* | | | | |
| 2/9 | at Tennessee Tech* | | | | |
| 2/11 | at Jacksonville State* | | | | |
| 2/16 | MOREHEAD STATE* | | | | |
| 2/18 | EASTERN KENTUCKY* | | | | |
| 2/25 | at Belmont* | | | | |
| 3/1 | OVC 1st Round & | | | | |
| 3/2 | OVC Quarterfinals & | | | | |
| 3/3 | OVC Semifinals & | | | | |
| 3/4 | OVC Championship & | | | | |

HOME GAMES CAPS AND BOLD

* Ohio Valley Conference Regular Season Game
 % 50th Annual Cable Car Classic - Santa Clara, Calif.
 & OVC Tournament at Municipal Auditorium - Nashville, Tenn.

WINS AMONG OVC SINCE '15-16 ▶▶

| | SCHOOL | '15-16 | '16-17 | 2-YEAR |
|-----|--|-----------|-----------|-----------|
| 1. |  UT Martin | 20 | 14 | 34 |
| 2. |  Belmont | 20 | 13 | 33 |
| 3. |  TENNESSEE STATE | 20 | 12 | 32 |
| |  Morehead State | 23 | 9 | 32 |
| 5. |  Murray State | 17 | 11 | 28 |
| 6. |  Tennessee Tech | 19 | 8 | 27 |
| 7. |  Austin Peay | 18 | 7 | 25 |
| 8. |  Eastern Kentucky | 15 | 8 | 23 |
| 9. |  Eastern Illinois | 13 | 9 | 22 |
| 10. |  Jacksonville State | 8 | 13 | 21 |
| 11. |  Southeast Missouri | 5 | 9 | 14 |
| 12. |  SIUE | 6 | 5 | 11 |

WHAT THEY ARE SAYING ABOUT TENNESSEE STATE MEN'S BASKETBALL ▶▶



▶▶ MIKE KRZYZEWSKI - DUKE HEAD COACH

"They're a very good basketball team, they'll have a chance at winning their conference. I told our guys this was the kind of opponent that you face in the NCAA Tournament—old, really well-coached team, and they play defense and rebound—in other words the two things they do best are play defense and rebound, so that's going to come every night."

▶ After TSU's 65-55 road loss at #5/4 Duke - 12/19/16



▶▶ KERMIT DAVIS - MIDDLE TENNESSEE HEAD COACH

"It was easy to see the tougher team won. They beat us in every facet. You have to give Tennessee State credit. They played good on the road with toughness. They made good plays, made free throws down the stretch and played really well tonight."

▶ After TSU's 74-63 road win at MTSU - 11/19/16



▶▶ REGGIE WITHERSPOON - CANISIUS HEAD COACH

"We got taught a lesson about grinding it out, about blue-collar basketball... They just blew over us. They all played hard... This team showed us how hard you will need to play. They played that hard the entire game. They fought for every loose ball. If we can learn from that, then maybe we can get better."

▶ After TSU's 72-58 road win at Canisius - 11/23/16



▶▶ MARK GOTTFRIED - NC STATE HEAD COACH

"I have a hard time seeing anybody in that league play with that team. That's a good basketball team."

▶ After TSU's 67-55 overtime road loss at NC State - 12/10/16

McCALL'S PLACE IN TSU HISTORY ▶▶

TAHJERE McCALL ▶▶



▶ Redshirt senior Tahjere McCall was named Preseason All-OVC for the 2016-17 season

▶ In 2015-16, McCall became the first player in school history to earn OVC Defensive Player of the Year since the award began in 2008-09

▶ He set TSU's single-season steals record with 72 and was ninth in the nation with 2.32 steals per game in 2015-16

TSU IN THE NBA ▶▶



◀◀ ROBERT COVINGTON


▶ TSU has had 13 former players competed in an NBA game

▶ Robert Covington is currently in year three with the Philadelphia 76ers after one year with the Houston Rockets

▶ Covington earned '10 OVC All-Newcomer Team, '11&'12 All-OVC First Team and '13 All-OVC Second Team

▶ Notable former Tigers are Anthony Mason, Carlos Rogers, Dick "Skull" Barnett, Ted "Hound" McClain, Lloyd Neal & Leonard "Truck" Robinson

HISTORICAL TURNAROUND IN 2015-16 ▶▶



▶ Tennessee State posted one of the biggest single-season turnarounds in NCAA history in 2015-16

▶ After going 5-26 in 2014-15, the Tigers went 20-11 in 2015-16

▶ The improvement of 15.0 games was tied with Little Rock for the best in nation in 2015-16

▶ The NCAA Division I record for biggest turnaround in a season was set by Towson in 2012-13 when the team improved by 17.5 games from the previous season

▶ The 15-game spike was tied for the second-best win total improvement from one year to next for TSU. The school record is 17, going from nine wins in the first season in 1944-45 to 26 wins in 1945-46

ABOUT TENNESSEE STATE UNIVERSITY ▶▶



▶ TSU is the only NCAA Division I HBCU that competes outside of the MEAC or SWAC

▶ Of the four D-1 schools in Nashville (TSU, Belmont, Lipscomb and Vanderbilt), TSU is the only public university

▶ Notable alumni include

Oprah Winfrey

Anthony Mason (NBA)

Dick Barnett (NBA)

Richard Dent (NFL)

Dominique Rodgers-Comartie (NFL)

Wilma Rudolph (Track)

CONSECUTIVE GAMES WITH A 3 ▶▶▶

775

▶ TSU has made a three-pointer in ^^ consecutive games

▶ Last time TSU didn't make a 3 was Dec. 29, 1990 at Colorado, going 0-for-16 in a 124-86 loss.

▶ The streak dates back 26 years and is the longest active streak in the OVC.

▶ On the streak, TSU has shot 6,050-for-15,165 (39.9 percent)

THE MEASURABLES ▶▶

▶ Top Measurables for TSU Men's Basketball

| CATEGORY | PLAYER | ## |
|---------------------|--------------------|---------|
| ▶ Standing Verticle | Tahjere McCall | 35" |
| ▶ 2-Step Verticle | Tahjere McCall | 41" |
| ▶ Bench Press | Jordan Reed | 300 lbs |
| ▶ Squat | Jordan Reed | 340 lbs |
| ▶ Wingspan | Christian Mekowulu | 7'3" |

HE'S BACK ▶▶



◀◀ CHRISTIAN MEKOWULU

▶ After a standout freshman season, Christian Mekowulu (mek-uh-WU-lu) missed the 2015-16 campaign due to injury

▶ The 6'9" forward from Lagos, Nigeria returned to the lineup for the 2016-17 season as a redshirt-sophomore.

▶ During his freshman season in 2014-15, Mekowulu averaged 8.0 points per game and 5.3 rebounds per game.

▶ Mekowulu led TSU in rebounding in 12 games as a freshman.

▶ Standing 6'9", he has the largest wingspan on the team of 7'3".



LEADS, DEFICITS, ETC. ▶▶

| Date | Opponent | TSU's Largest Lead | TSU's Largest Deficit | Time Led | Time Trailed | Time Tied | Ties | Lead Changes | Rebounds TSU/OPP (+/-) | Paint PTS TSU/OPP (+/-) | 2nd Chance PTS TSU/OPP (+/-) | Bench PTS TSU/OPP (+/-) | Outcome |
|-------|--------------------------|--------------------|-----------------------|----------|--------------|-----------|------|--------------|------------------------|-------------------------|------------------------------|-------------------------|---------------|
| 11/11 | vs. UC Davis % | 15 (1st - 9:14) | 3 (2nd - 12:44) | 31:04 | 2:55 | 6:01 | 8 | 6 | 48/33 (+15) | 20/14 (+6) | 18/5 (+13) | 15/30 (-15) | W, 78-64 |
| 11/12 | vs. Northern Arizona % | 5 (2nd - 5:40) | 3 (1st - 17:05) | 25:47 | 11:20 | 2:53 | 10 | 14 | 45/35 (+10) | 38/16 (+22) | 14/14 (N/A) | 21/11 (+10) | W, 69-65 |
| 11/13 | at Santa Clara % | 16 (1st - 0:40) | 5 (1st - 15:58) | 33:24 | 6:03 | 0:33 | 1 | 1 | 34/34 (0) | 28/22 (+6) | 16/10 (+6) | 21/11 (+10) | W, 69-61 |
| 11/19 | at Middle Tennessee | 11 (2nd - 0:35) | 7 (1st - 7:02) | 8:31 | 29:10 | 2:19 | 2 | 5 | 36/25 (+11) | 38/18 (+20) | 13/13 (N/A) | 3/13 (-10) | W, 74-63 |
| 11/23 | at Canisius | 21 (2nd - 12:58) | 6 (1st - 16:37) | 29:20 | 9:40 | 1:00 | 4 | 3 | 45/31 (+14) | 36/16 (+20) | 11/2 (+9) | 21/22 (-1) | W, 72-58 |
| 11/26 | REINHARDT | 34 (2nd - 1:13) | 5 (1st - 5:47) | 29:42 | 7:22 | 2:56 | 3 | 6 | 36/31 (+5) | 42/10 (+32) | 10/15 (-5) | 40/35 (+5) | W, 96-64 |
| 11/29 | at Vanderbilt | 3 (1st - 19:20) | 28 (2nd - 9:08) | 0:58 | 36:28 | 2:31 | 3 | 3 | 20/39 (-19) | 20/22 (-2) | 9/22 (-13) | 9/15 (-6) | L, 83-59 |
| 12/3 | at Lipscomb | 13 (2nd - 12:57) | 8 (1st - 16:32) | 23:03 | 14:24 | 2:33 | 7 | 8 | 50/34 (+16) | 32/24 (+8) | 18/13 (+5) | 12/16 (-4) | W, 72-71 |
| 12/10 | at NC State | 8 (2nd - 15:13) | 12 (OT - 00:01) | 26:51 | 13:38 | 4:10 | 9 | 16 | 48/45 (+3) | 30/24 (+6) | 16/18 (-2) | 10/16 (-6) | L, 67-55 (OT) |
| 12/14 | ALABAMA ST. | 32 (2nd - 12:46) | ---- | 38:11 | ---- | 1:49 | 1 | 0 | 41/42 (-1) | 32/16 (+16) | 11/13 (-2) | 36/25 (+11) | W, 68-46 |
| 12/19 | at #5/4 Duke | 5 (1st - 6:47) | 20 (2nd - 7:25) | 12:13 | 26:09 | 1:38 | 7 | 13 | 29/41 (-12) | 32/18 (+14) | 3/13 (-10) | 5/5 (N/A) | L, 65-55 |
| 12/27 | COVENANT | 34 (2nd - 14:56) | 2 (1st - 19:41) | 38:04 | 1:12 | 0:43 | 1 | 3 | 42/25 (+17) | 38/14 (+24) | 21/5 (+16) | 33/18 (+15) | W, 81-50 |
| 12/31 | at Murray St.* | 8 (1st - 13:17) | 9 (2nd - 00:07) | 26:03 | 10:41 | 3:16 | 7 | 11 | 38/34 (+4) | 40/30 (+10) | 13/13 (N/A) | 17/57 (-40) | L, 92-83 |
| 1/2 | KENNESAW ST. | 4 (1st - 18:06) | 14 (2nd - 16:13) | 3:55 | 35:19 | 0:46 | 2 | 5 | 39/36 (+3) | 36/14 (+22) | 21/8 (+13) | 11/27 (-16) | L, 76-73 |
| 1/5 | SEMO* | 8 (1st - 14:20) | 2 (2nd - 6:05) | 36:47 | 1:25 | 1:48 | 4 | 6 | 33/30 (+3) | 30/26 (+4) | 6/8 (-2) | 11/29 (-18) | W, 65-62 |
| 1/7 | UT MARTIN* | 12 (2nd - 9:06) | 12 (1st - 8:56) | 17:25 | 19:01 | 3:34 | 4 | 1 | 34/32 (+2) | 34/26 (+8) | 10/6 (+4) | 29/25 (+4) | W, 76-65 |
| 1/12 | at Eastern Kentucky* | 14 (2nd - 3:23) | 2 (1st - 12:13) | 34:17 | 1:05 | 4:38 | 3 | 4 | 46/37 (+9) | 28/22 (+6) | 14/9 (+5) | 20/1 (+19) | W, 63-49 |
| 1/14 | at Morehead St.* | 4 (1st - 11:16) | 10 (1st - 5:06) | 4:13 | 33:48 | 1:59 | 3 | 3 | 25/29 (-4) | 42/26 (+16) | 10/10 (N/A) | 23/22 (+1) | L, 87-85 |
| 1/19 | TENNESSEE TECH* | 4 (1st - 8:31) | 10 (2nd - 11:30) | 11:20 | 27:41 | 5:59 | 13 | 16 | 52/44 (+8) | 38/34 (+4) | 20/10 (+10) | 31/33 (-2) | L, 80-74 (OT) |
| 1/21 | JACKSONVILLE ST.* | ---- | 14 (2nd - 6:21) | ---- | 39:30 | 0:30 | 0 | 0 | 27/27 (N/A) | 26/20 (+6) | 9/8 (+1) | 25/17 (+8) | L, 86-79 |
| 1/25 | at SIU Edwardsville* | | | | | | | | | | | | |
| 1/28 | BELMONT* | | | | | | | | | | | | |
| 2/2 | EASTERN ILLINOIS* | | | | | | | | | | | | |
| 2/4 | at Austin Peay* | | | | | | | | | | | | |
| 2/9 | at Tennessee Tech* | | | | | | | | | | | | |
| 2/11 | at Jacksonville State* | | | | | | | | | | | | |
| 2/16 | MOREHEAD ST.* | | | | | | | | | | | | |
| 2/18 | EKU* | | | | | | | | | | | | |
| 2/25 | at Belmont* | | | | | | | | | | | | |
| 3/1 | OVC 1st Round & | | | | | | | | | | | | |
| 3/2 | OVC Quarterfinals & | | | | | | | | | | | | |
| 3/3 | OVC Semifinals & | | | | | | | | | | | | |
| 3/4 | OVC Championship & | | | | | | | | | | | | |

STARTERS ▶▶

| Date | Opponent | Guard | Guard | Guard | Forward | Forward | Outcome |
|-------|--------------------------|--------|---------|------------|----------|----------|---------------|
| 11/11 | vs. UC Davis % | McCall | Reddick | Reed | Martin | Hamilton | W, 78-64 |
| 11/12 | vs. Northern Arizona % | McCall | Reddick | Reed | Martin | Hamilton | W, 69-65 |
| 11/13 | at Santa Clara % | McCall | Reddick | Reed | Martin | Hamilton | W, 69-61 |
| 11/19 | at Middle Tennessee | McCall | Reddick | Reed | Martin | Hamilton | W, 74-63 |
| 11/23 | at Canisius | McCall | Reddick | Reed | Martin | Hamilton | W, 72-58 |
| 11/26 | REINHARDT | McCall | Reddick | Reed | Martin | Hamilton | W, 96-64 |
| 11/29 | at Vanderbilt | McCall | Reddick | Reed | Martin | Hamilton | L, 83-59 |
| 12/3 | at Lipscomb | McCall | Reddick | Reed | Martin | Hamilton | W, 72-71 |
| 12/10 | at NC State | McCall | Reddick | Reed | Martin | Hamilton | L, 67-55 (OT) |
| 12/14 | ALABAMA ST. | McCall | Reddick | Reed | Martin | Hamilton | W, 68-46 |
| 12/19 | at #5/4 Duke | McCall | Reddick | Reed | Martin | Hamilton | L, 65-55 |
| 12/27 | COVENANT | McCall | Reddick | Reed | Martin | Hamilton | W, 81-50 |
| 12/31 | at Murray St.* | McCall | Reddick | Reed | Martin | Hamilton | L, 92-83 |
| 1/2 | KENNESAW ST. | McCall | Reddick | Reed | Martin | Mekowulu | L, 76-73 |
| 1/5 | SEMO* | McCall | Reddick | Reed | Martin | Mekowulu | W, 65-62 |
| 1/7 | UT MARTIN* | McCall | Reddick | Reed | Martin | Mekowulu | W, 76-65 |
| 1/12 | at Eastern Kentucky* | McCall | Reddick | Reed | Martin | Mekowulu | W, 63-49 |
| 1/14 | at Morehead St.* | McCall | Reddick | Reed | Martin | Mekowulu | L, 87-85 |
| 1/19 | TENNESSEE TECH* | McCall | Reddick | Reed | Martin | Mekowulu | L, 80-74 (OT) |
| 1/21 | JACKSONVILLE ST.* | McCall | Chaney | D. Spencer | Hamilton | Mekowulu | L, 86-79 |
| 1/25 | at SIU Edwardsville* | | | | | | |
| 1/28 | BELMONT* | | | | | | |
| 2/2 | EASTERN ILLINOIS* | | | | | | |
| 2/4 | at Austin Peay* | | | | | | |
| 2/9 | at Tennessee Tech* | | | | | | |
| 2/11 | at Jacksonville St.* | | | | | | |
| 2/16 | MOREHEAD ST.* | | | | | | |
| 2/18 | EKU* | | | | | | |
| 2/25 | at Belmont* | | | | | | |
| 3/1 | OVC 1st Round & | | | | | | |
| 3/2 | OVC Quarterfinals & | | | | | | |
| 3/3 | OVC Semifinals & | | | | | | |
| 3/4 | OVC Championship & | | | | | | |

LINEUP RECORDS ▶▶

| | |
|---|-----|
| 1. McCall, Reddick, Reed, Martin, Hamilton | 9-4 |
| 2. McCall, Reddick, Reed, Martin, Mekowulu | 3-3 |
| 3. McCall, Chaney, D. Spencer, Hamilton, Mekowulu | 0-1 |



TENNESSEE STATE'S RECORD WHEN... ▶▶

| VENUE | '16-17 | Ford's Career | OVERTIME | '16-17 | Ford's Career |
|------------------------------|--------|---------------|---------------------------------|--------|---------------|
| Overall | 12-8 | 37-45 | One Overtime | 0-2 | 0-2 |
| Home | 5-3 | 21-14 | Double Overtime | 0-0 | 1-1 |
| Away | 5-5 | 12-29 | Triple Overtime | 0-0 | 0-0 |
| Neutral | 2-0 | 4-2 | | | |
| HALFTIME | '16-17 | Ford's Career | MONTH | '16-17 | Ford's Career |
| When TSU leads at halftime | 9-2 | 29-9 | November | 6-1 | 12-8 |
| When TSU trails at halftime | 3-6 | 7-34 | December | 3-3 | 9-12 |
| When TSU is tied at halftime | 0-0 | 1-2 | January | 3-4 | 11-12 |
| | | | February | 0-0 | 5-11 |
| | | | March | 0-0 | 0-2 |
| SCORING OFFENSE | '16-17 | Ford's Career | REBOUNDS | '16-17 | Ford's Career |
| When TSU scores 100+ points | 0-0 | 0-0 | When TSU leads in rebounds | 11-3 | 32-11 |
| When TSU scores 90-99 points | 1-0 | 3-1 | When opponent leads in rebounds | 1-3 | 4-29 |
| When TSU scores 80-89 points | 1-2 | 6-4 | When game ends tied in rebounds | 1-1 | 2-4 |
| When TSU scores 70-79 points | 5-3 | 15-8 | | | |
| When TSU scores 60-69 points | 5-0 | 11-9 | | | |
| When TSU scores 50-59 points | 0-3 | 1-16 | | | |
| When TSU scores 40-49 points | 0-0 | 1-5 | | | |
| When TSU scores 30-39 points | 0-0 | 0-2 | | | |
| SCORING DEFENSE | '16-17 | Ford's Career | ASSISTS | '16-17 | Ford's Career |
| When TSU allows 100+ points | 0-0 | 0-1 | When TSU leads in assists | 6-1 | 18-6 |
| When TSU allows 90-99 points | 0-1 | 1-3 | When opponent leads in assists | 5-6 | 18-37 |
| When TSU allows 80-89 points | 0-4 | 1-7 | When game ends tied in assists | 1-1 | 1-2 |
| When TSU allows 70-79 points | 1-1 | 7-14 | | | |
| When TSU allows 60-69 points | 7-2 | 14-17 | | | |
| When TSU allows 50-59 points | 2-0 | 9-2 | | | |
| When TSU allows 40-49 points | 2-0 | 5-1 | | | |
| When TSU allows 30-39 points | 0-0 | 0-0 | | | |
| | | | BLOCKS | '16-17 | Ford's Career |
| | | | When TSU leads in blocks | 5-1 | 24-13 |
| | | | When opponent leads in blocks | 3-5 | 5-25 |
| | | | When game ends tied in blocks | 4-2 | 8-7 |

TSU'S RECORD VS. '16-17 OPPONENTS ▶▶

| OPPONENT | IN '16-17 | UNDER FORD | ALL-TIME |
|--------------------|-----------|------------|----------|
| Alabama St. | 1-0 | 1-0 | 19-9 |
| Austin Peay | 0-0 | 1-2 | 28-46 |
| Belmont | 0-0 | 1-3 | 11-15 |
| Canisius | 1-0 | 1-0 | 2-0 |
| Covenant | 1-0 | 1-0 | 1-0 |
| Duke | 0-1 | 0-1 | 0-1 |
| Eastern Illinois | 0-0 | 1-1 | 27-22 |
| Eastern Kentucky | 1-0 | 2-3 | 27-33 |
| Jacksonville St. | 0-1 | 3-2 | 17-12 |
| Kennesaw St. | 0-1 | 2-1 | 3-1 |
| Lipscomb | 1-0 | 2-1 | 3-3 |
| Middle Tennessee | 1-0 | 1-2 | 17-38 |
| Morehead St. | 0-1 | 1-4 | 31-37 |
| Murray St. | 0-1 | 1-2 | 17-52 |
| NC State | 0-1 | 0-1 | 0-1 |
| Northern Arizona | 1-0 | 1-0 | 1-0 |
| Reinhardt | 1-0 | 3-0 | 3-0 |
| Santa Clara | 1-0 | 1-0 | 2-0 |
| SIU Edwardsville | 0-0 | 1-1 | 6-1 |
| Southeast Missouri | 1-0 | 2-1 | 26-19 |
| Tennessee Tech | 0-1 | 2-3 | 31-32 |
| UC Davis | 1-0 | 1-0 | 1-0 |
| UT Martin | 1-0 | 1-2 | 33-25 |
| Vanderbilt | 0-1 | 0-2 | 0-9 |

TSU IN THE POLLS ▶▶

| | PRE | 11/14 | 11/21 | 11/28 | 12/5 | 12/12 | 12/19 | 12/26 | 1/2 | 1/9 | 1/16 | 1/23 |
|-----------|-----|-------|-------|-------|------|-------|-------|-------|-----|-----|------|------|
| AP | NR | NR | RV | RV | NR | NR | NR | NR | NR | NR | NR | NR |
| USA Today | NR | NR | NR | NR | NR | NR | NR | NR | NR | NR | NR | NR |
| Mid-Major | NR | RV | 20 | 17 | 17 | 20 | 18 | 19 | 20 | 22 | RV | RV |
| RPI | -- | -- | -- | -- | 72 | 61 | 63 | 53 | 61 | 98 | 112 | 157 |

TOP 25 POLLS ▶▶

AP TOP 25 (1/23 - WEEK 12) ▶▶

| TEAM | RECORD | POINTS |
|-------------------|--------|--------|
| 1 Villanova (35) | 19-1 | 1,591 |
| 2 Kansas (28) | 18-1 | 1,572 |
| 3 Gonzaga (2) | 19-0 | 1,471 |
| 4 Kentucky | 17-2 | 1,414 |
| 5 Baylor | 18-1 | 1,379 |
| 6 Florida State | 18-2 | 1,215 |
| 7 Arizona | 18-2 | 1,190 |
| 8 UCLA | 19-2 | 1,177 |
| 9 North Carolina | 18-3 | 1,171 |
| 10 Oregon | 18-2 | 1,035 |
| 11 Butler | 17-3 | 914 |
| 12 Virginia | 15-3 | 803 |
| 13 Louisville | 16-4 | 796 |
| 14 Notre Dame | 17-3 | 767 |
| 15 Wisconsin | 16-3 | 746 |
| 16 Creighton | 18-2 | 731 |
| 17 Duke | 15-4 | 628 |
| 18 West Virginia | 15-4 | 569 |
| 19 Cincinnati | 17-2 | 478 |
| 20 Purdue | 16-4 | 412 |
| 21 Saint Mary's | 17-2 | 290 |
| 22 Maryland | 17-2 | 261 |
| 23 South Carolina | 15-4 | 171 |
| 24 Xavier | 14-5 | 146 |
| 25 Florida | 14-5 | 47 |

Others receiving votes: Kansas State 41, SMU 33, Northwestern 28, UNC Wilmington 14, Iowa State 12, Virginia Tech 7, USC 6, Dayton 6, Illinois State 1, Akron 1, Utah 1, Middle Tennessee 1

USA TODAY COACHES POLL (1/23 - WEEK 12) ▶▶

| TEAM | RECORD | POINTS |
|-------------------|--------|--------|
| 1 Kansas (18) | 18-1 | 785 |
| 2 Villanova (11) | 19-1 | 773 |
| 3 Gonzaga (3) | 19-0 | 734 |
| 4 Kentucky | 17-2 | 696 |
| 5 Baylor | 18-1 | 666 |
| 6 North Carolina | 18-3 | 577 |
| 7 UCLA | 19-2 | 552 |
| 8 Florida State | 18-2 | 550 |
| 9 Arizona | 18-2 | 549 |
| 10 Oregon | 18-2 | 513 |
| 11 Butler | 17-3 | 410 |
| 12 Notre Dame | 17-3 | 407 |
| 13 Virginia | 15-3 | 405 |
| 14 Louisville | 16-4 | 374 |
| 15 Wisconsin | 16-3 | 366 |
| 16 Creighton | 18-2 | 358 |
| 17 Duke | 15-4 | 298 |
| 18 West Virginia | 15-4 | 290 |
| 19 Cincinnati | 17-2 | 264 |
| 20 Purdue | 16-4 | 187 |
| 21 Saint Mary's | 17-2 | 143 |
| 22 Xavier | 14-5 | 138 |
| 23 Maryland | 17-2 | 106 |
| 24 South Carolina | 15-4 | 100 |
| 25 Florida | 14-5 | 37 |

Others receiving votes: Northwestern 21, UNC Wilmington 21, Kansas State 17, Indiana 16, USC 16, SMU 16, Iowa State 4, New Mexico State 4, Middle Tennessee 4, Miami 2, Nevada 1

MID-MAJOR TOP 25 (1/23 - WEEK 12) ▶▶

| TEAM | RECORD | POINTS | PREVIOUS | CONF. |
|------------------------|--------|--------|----------|--------------|
| 1. Gonzaga (31) | 19-0 | 775 | 1 | West Coast |
| 2. UNCW | 19-2 | 723 | 2 | Colonial |
| 3. New Mexico State | 18-2 | 679 | 3 | WAC |
| 4. Wichita State | 17-4 | 673 | 4 | MVC |
| 5. Saint Mary's | 17-2 | 669 | 5 | West Coast |
| 6. Illinois State | 16-4 | 570 | 6 | MVC |
| 7. Chattanooga | 15-4 | 561 | 7 | Southern |
| 8. Akron | 16-3 | 549 | 8 | MAC |
| 9. UT Arlington | 14-5 | 494 | 9 | Sun Belt |
| 10. Monmouth | 16-5 | 464 | 14 | MAAC |
| 11. Belmont | 13-4 | 407 | 16 | OVC |
| 12. Valparaiso | 16-4 | 401 | 13 | Horizon |
| 13. Georgia Southern | 13-6 | 344 | 18 | Sun Belt |
| 14. UNC Greensboro | 16-5 | 339 | 23 | Southern |
| 15. ETSU | 15-5 | 258 | 12 | Southern |
| 16. Charleston | 16-5 | 254 | 15 | Colonial |
| 17. Winthrop | 15-4 | 249 | 25 | Big South |
| 18. Vermont | 16-5 | 224 | 22 | Am. East |
| 19. Ohio | 12-5 | 197 | 17 | MAC |
| 20. Arkansas State | 13-6 | 184 | 21 | Sun Belt |
| 21. Florida Gulf Coast | 15-6 | 176 | 19 | Atlantic Sun |
| 22. BYU | 15-6 | 161 | NR | West Coast |
| 23. North Dakota State | 14-6 | 123 | NR | Summit |
| 24. Fort Wayne | 14-7 | 99 | 10 | Summit |
| 25. Oakland | 15-6 | 96 | 11 | Horizon |

OTHERS RECEIVING VOTES: Sam Houston State 64, Bucknell 62, Princeton 46, UL Lafayette 45, Eastern Michigan 36, Northern Illinois 29, Loyola (CHI) 21, UC Irvine 17, UNC Asheville 14, Grand Canyon 11, Missouri State 9, Furman 7, Little Rock 7, UMBC 7, Yale 6, New Orleans 5, Northeastern 4, Texas Southern 4, UT Martin 4, Santa Clara 3, Green Bay 2, Canisius 1, NC Central 1, TENNESSEE STATE 1.

**LAST TIME IT HAPPENED FOR TENNESSEE STATE ▶▶**

TSU won back-to-back gamesvs. UT Martin (1/7/17), at Eastern Kentucky (1/12/17)

TSU lost back-to-back gamesvs. Tennessee Tech (1/19/17), vs. Jacksonville State (1/21/17)

TSU played an overtime game.....vs. Tennessee Tech (1/19/17)

TSU played a multi-overtime game.....vs. Ball State (3/15/16), L, 78-73 (2OT)

TSU won an overtime gameat Stetson (12/14/15), W, 93-90 (2OT)

TSU lost an overtime gamevs. Tennessee Tech (1/19/17), L, 80-74 (OT)

TSU scored 100+ points in a game.....FISK (12/15/13), W, 108-85

TSU allowed 100+ points in a gameat Belmont (1/24/16), L, 103-95

TSU scored 90-99 points in a gameat Belmont (1/24/16), L, 103-95

TSU allowed 90-99 points in a game.....at Murray State (12/31/16), L, 92-83

TSU scored 90-99 points in a gamevs. Reinhardt (11/26/16), W, 96-64

TSU won a game at homevs. UT Martin (1/7/17), W, 76-65

TSU won a game on the roadat Eastern Kentucky (1/12/17), W, 63-49

TSU won a game on a neutral sitevs. Northern Arizona (11/11/16), W, 69-65

TSU won by 20-29 pointsvs. Alabama State (12/14/16), W, 68-46

TSU won by 30 or more points.....vs. Covenant (12/27/16), W, 81-50

TSU lost by 20 or more points.....at Vanderbilt (11/29/16), L, 83-59

a TSU player had a double-double.....vs. Tennessee Tech (1/19/17), Wayne Martin - 15 p, 17 r

two TSU players had double-doubles.....at Canisius (11/23/16), Wayne Martin - 14 p, 14 r; Jordan Reed - 13 p, 11 r

three TSU players had double-doubles.....at Lipscomb (12/3/16), W. Martin - 16 p, 12 r; J. Reed - 11 p, 14 r; T. McCall - 10 p, 11 r

two TSU players with 20-29 points.....at Middle Tennessee (11/19/16), Jordan Reed 23; Wayne Martin 22 p

two TSU players with 30+ pointsat Belmont (1/24/16), Keron DeShields 33 p; Tahjere McCall 32 p

four TSU players scored 10 or more pointsat Morehead State (1/14/17)

.....Wayne Martin 28 p, Delano Spencer 18 p, Jordan Reed 16 p, Tahjere McCall 12 p

five TSU players scored 10 or more points.....vs. Jacksonville State (1/21/17)

.....McCall 19 p, D. Spencer 17, Martin 15, Chaney 12, Reed 10

six TSU players scored 10 points or moreat Lipscomb (12/3/16)

.....W. Martin 16 p, K. Hamilton 13 p, J. Reed 11 p, T. McCall 10 p, D. Reddick 10 p, C. Mekowulu 10 p

multiple TSU players had 10 or more reboundsat Lipscomb (12/3/16), J. Reed 14 r, W. Martin 12 r, T. McCall 11 r

a TSU player had 20-29 pointsat Morehead State (1/14/17), Wayne Martin, 26

a TSU player had 30 or more pointsKeron DeShields, at Tennessee Tech (1/28/16), 37

a TSU player had back-to-back 30+ point games.....Keron DeShields, at Belmont (1/24/16), 33; at Tennessee Tech (1/28/16), 37

a TSU player had back-to-back 40+ point games.....Anthony Mason, at Eastern Kentucky (1/23/88), 44; at Morehead State (1/25/88), 43

a TSU player had 10 or more reboundsat Eastern Kentucky (1/12/17), Wayne Martin, 17

a TSU player at 20 or more reboundsat Loyola (MD) (11/13/15), Wayne Martin, 21

a TSU player had 20+ points and 20 + reboundsat Loyola (MD) (11/13/15), Wayne Martin, 27 p, 21 r

a TSU player had 10 or more assists.....Patrick Miller, vs. Belmont (3/8/13), 12 * OVC Semifinals

TSU won an OVC Playoff GameMorehead St. (3/7/13), W, 88-75 (Quarterfinals)

TSU lost an OVC Playoff GameAustin Peay (3/3/16), L, 74-72 (Quarterfinals)

a TSU player won OVC Player of the Week.....Tahjere McCall (1/9/17)

a TSU player won OVC Newcomer of the Week.....Jordan Reed (11/21/16) - Co-Newcomer of the Week

a TSU player won OVC Freshman of the Week.....Armani Chaney (2/15/16) - Co-Freshman of the Week

Beat a Team Ranked in the AP Top 252/9/12 - at #9 Murray State, W, 72-68

Lost to a Team Ranked in the AP Top 25.....12/19/16 - at #5 Duke, L, 65-55

Received Votes in the AP Top 2511/28/16 - 2 votes

POSTSEASON HISTORY ▶▶

NCAA Division I Tournament Appearances: 2

▶ '93, '94

NCAA Division I Tournament Record

▶ 0-2

NCAA Division II Tournament Appearances: 8

▶ '63, '67, '70, '71, '72, '73, '74, '75

NCAA Division II Tournament Record

▶ 19-9

NAIA National Championships: 3

▶ '57, '58, '59

NAIA Tournament Appearances: 7

▶ '53, '54, '56, '57, '58, '59, '60

OVC Regular Season Championships: 2

▶ '93, '95

OVC Tournament Championships: 2

▶ '93, '94

OVC Tournament Appearances: 26

▶ '88, '89, '90, '91, '92, '93, '94, '95, '96, '97, '98, '99, '00, '01, '02, '04, '05, '06, '07, '08, '09, '10, '11, '12, '13, '16

OVC Tournament Record

▶ 12-24

CollegeInsider.com Postseason Tournament Appearances: 3

▶ '12, '13, '16



DANA FORD ▶▶

Head Coach ▶▶

3rd Season ▶▶

Illinois State '06 ▶▶

THE DANA FORD FILE ▶▶

At Tennessee State

| SEASON | RECORD | PCT | OVC | PCT | NOTE |
|------------|--------|------|-------|------|-----------------------|
| 2014-15 | 5-26 | .161 | 2-14 | .125 | First Season |
| 2015-16 | 20-11 | .645 | 11-5 | .688 | OVC Coach of the Year |
| 2016-17 | 12-8 | .600 | 3-4 | .429 | |
| 3rd SEASON | 37-45 | .451 | 16-23 | .410 | |

DANA FORD COACHING CAREER ▶▶

| YEAR | SCHOOL | POSITION | RECORD | NOTE |
|---------|-----------------|-----------------|--------|-----------------|
| 2006-07 | Winthrop | Grad Assistant | 29-5 | NCAA (32) |
| 2007-08 | Wichita State | Grad Assistant | 11-20 | |
| 2008-09 | Chipola C.C. | Assistant Coach | 35-2 | NJCAA 3rd place |
| 2009-10 | Tennessee State | Assistant Coach | 9-23 | |
| 2010-11 | Tennessee State | Assistant Coach | 14-16 | |
| 2011-12 | Wichita State | Assistant Coach | 29-8 | NCAA (64) |
| 2012-13 | Illinois State | Associate HC | 18-15 | |
| 2013-14 | Illinois State | Associate HC | 18-16 | CBI Semifinals |
| 2014-15 | Tennessee State | Head Coach | 5-26 | |
| 2015-16 | Tennessee State | Head Coach | 20-11 | CIT 1st Round |
| 2016-17 | Tennessee State | Head Coach | 12-8 | |

YOUNGEST HEAD COACHES IN DIVISION I ▶▶

| RANK | NAME | D.O.B | AGE | SCHOOL |
|------|------------------|---------------|-----------|------------------------|
| 1. | * Maurice Joseph | 8/26/85 | 31 | George Washington |
| 2. | Dana Ford | 6/9/84 | 32 | Tennessee State |
| 3. | Bashir Mason | 2/11/84 | 32 | Wagner |
| 4. | Wes Miller | 1/28/83 | 33 | UNC Greensboro |
| 5. | Rodney Billups | 1/14/83 | 33 | Denver |
| 351. | Jim Boeheim | 11/17/44 | 72 | Syracuse |

* Maurice Joseph Named Interim HC at GW on Sept. 27, 2016

DANA FORD CAREER NOTES ▶▶

- ▶ In the Summer of 2016, signed contract extension through the 2020-21 season
- ▶ 2015-16 Season Honors
 - ▶ Ohio Valley Conference Coach of the Year
 - ▶ NABC District 19 Coach of the Year
 - ▶ Ben Jobe Award Winner - Nation's Top Division I Minority Coach
 - ▶ BoxToRow Coach of the Year - Top HBCU Head Coach
- ▶ 17th Head Coach in Tennessee State men's basketball history
- ▶ Announced hiring at press conference on April 21, 2014
- ▶ Second Youngest Division I Head Coach in the nation (32 years old, born June 9, 1984)
- ▶ Youngest Head Coach in the nation during the 2014-15 and 2015-16 seasons
- ▶ Served as an assistant under John Cooper at Tennessee State for two seasons ('09-10 & '10-11)
- ▶ Coached under Gregg Marshall at Winthrop ('06-07) & Wichita State ('07-08 & '11-12)
- ▶ Worked for Dan Muller during time as the Associate Head Coach at Illinois State for two seasons ('12-13 & '13-14)
- ▶ NCAA Appearances with Winthrop ('07) and Wichita State ('12)

BACKGROUND INFORMATION ▶▶

- ▶ 2006 grad of Illinois State with a Bachelor's degree in political science
- ▶ Four-year letterwinner at ISU from 2002-06
- ▶ Voted the squad's defensive player of the year after being ranked in the Missouri Valley Conference's top-10 in both steals and blocks
- ▶ Native of Tamms, Ill.
- ▶ Married to Christina Ford
- ▶ The couple has two sons, Carson and Cameron, and one daughter, Charlie Rose
- ▶ Involved with wife's organization, The Rebound Foundation, which helps raise awareness about domestic violence

PATH TO TSU



Tennessee State
Head Coach
2014 - Present



Illinois State
Associate HC
2012 - 2014



Wichita State
Assistant Coach
2011 - 2012



Tennessee State
Assistant Coach
2009 - 2011



Chipola C.C.
Assistant Coach
2008-09



Wichita State
Grad Assistant
2007-08



Winthrop
Grad Assistant
2006-2007



ARMANI CHANEY

5-10 | 165 | So. | G
Chicago, Ill.
(St. Rita HS)

2016-17 HIGHS ▶▶

Points: 12 (vs. Jacksonville St., 1/21/17)
FG Made: 4 (vs. Jacksonville St., 1/21/17)
3-PT FG Made: 2 (vs. Jacksonville St., 1/21/17)
FT Made: 4 (vs. Southeast Missouri, 1/5/17)
Rebounds: 4 (at Santa Clara, 11/13/16)
Assists: 4 (vs. Covenant, 12/27/16)
Steals: 2 (2x, last vs. Alabama St., 12/14/16)
Blocks: 1 (at Canisius, 11/23/16)
Minutes: 25 (vs. Jacksonville St., 1/21/17)

CAREER HIGHS ▶▶

Points: 17 (vs. Morehead St., 2/6/16)
FG Made: 7 (vs. Morehead St., 2/6/16)
3-PT FG Made: 2 (vs. Jacksonville St., 1/21/17)
FT Made: 5 (vs. Grambling St., 12/12/15)
Rebounds: 4 (at Santa Clara, 11/13/16)
Assists: 5 (at Jacksonville St., 1/30/16)
Steals: 3 (vs. Tennessee Tech, 2/10/16)
Blocks: 1 (2x, last at Canisius, 11/23/16)
Minutes: 27 vs. Morehead St., 2/6/16)

SPECIALTY STATISTICS ▶▶

| CATEGORY | '16-17 | CAREER |
|-------------------------|--------|--------|
| Double-Digit Points: | 1 | 3 |
| Double-Digit Rebounds: | 0 | 0 |
| Double-Doubles: | 0 | 0 |
| 20+ Point Games: | 0 | 0 |
| 30+ Point Games: | 0 | 0 |
| Lead TSU in Scoring: | 0 | 0 |
| Lead TSU in Rebounding: | 0 | 0 |
| Lead TSU in Assists: | 2 | 6 |

ARMANI CHANEY INFORMATION ▶▶

TENNESSEE STATE, 2015-16 SEASON

- ▶ Provided spark off the bench as TSU's backup point guard
- ▶ Led TSU in assists in four games
- ▶ Scored a career-high 17 points in 27 minutes vs. Morehead St.
- ▶ OVC Co-Freshman of the Week - 2/15/16

HIGH SCHOOL / OTHER

- ▶ Named Second Team All-Area for Chicago as a senior by the Chicago Tribune and First Team by the Southtown Star and HS Cube
- ▶ Averaged 14.7 points, 8.5 assists and 4.0 steals as a senior
- ▶ Helped lead St. Rita to the IHSA Oak Lawn Regional Championships in 2014 and 2015
- ▶ St. Rita won Chicago Catholic League Championships in 2012, 2013, 2014 and 2015
- ▶ Graduating class featured six D-1 basketball players

GAME-BY-GAME STATISTICS ▶▶

| Opponent | Date | gs | min | Total | | 3-Pointers | | Free throws | | Rebounds | | | | pf | a | t/o | blk | stl | pts | avg |
|---------------------|----------|-----|-----|--------|------|------------|-------|-------------|-------|----------|-----|-----|-----|----|----|-----|-----|-----|-----|-----|
| | | | | fg-fga | pct | 3fg-fga | pct | ft-fita | pct | off | def | tot | avg | | | | | | | |
| vs UC Davis | 11/11/16 | 8 | 0 | 0-2 | .000 | 0-2 | .000 | 0-0 | .000 | 0 | 1 | 1 | 1.0 | 1 | 2 | 3 | 0 | 1 | 0 | 0.0 |
| vs Northern Arizona | 11/12/16 | 19 | 1-3 | .333 | 0-0 | .000 | 2-2 | 1.000 | 1 | 1 | 2 | 1.5 | 2 | 2 | 1 | 0 | 1 | 4 | 2.0 | |
| at Santa Clara | 11/13/16 | 17 | 1-7 | .143 | 0-3 | .000 | 2-2 | 1.000 | 1 | 3 | 4 | 2.3 | 2 | 1 | 1 | 0 | 0 | 4 | 2.7 | |
| at Middle Tennessee | 11/19/16 | 23 | 1-5 | .200 | 1-1 | 1.000 | 0-0 | .000 | 0 | 2 | 2 | 2.3 | 2 | 3 | 4 | 0 | 2 | 3 | 2.8 | |
| at Canisius | 11/23/16 | 17 | 0-5 | .000 | 0-1 | .000 | 3-4 | .750 | 1 | 0 | 1 | 2.0 | 1 | 1 | 0 | 1 | 1 | 3 | 2.8 | |
| REINHARDT | 11/26/16 | 15 | 0-1 | .000 | 0-1 | .000 | 3-4 | .750 | 0 | 1 | 1 | 1.8 | 0 | 2 | 1 | 0 | 0 | 3 | 2.8 | |
| at Vanderbilt | 11/29/16 | 22 | 1-3 | .333 | 0-1 | .000 | 0-0 | .000 | 0 | 2 | 2 | 1.9 | 2 | 2 | 2 | 0 | 0 | 2 | 2.7 | |
| at LIPSCOMB | 12/03/16 | dnp | - | - | - | - | - | - | - | - | - | - | - | - | - | - | - | - | - | |
| at NC State | 12/10/16 | 4 | 0-1 | .000 | 0-0 | .000 | 0-0 | .000 | 0 | 0 | 0 | 1.6 | 1 | 0 | 1 | 0 | 0 | 0 | 2.4 | |
| ALABAMA STATE | 12/14/16 | 18 | 3-7 | .429 | 1-3 | .333 | 1-2 | .500 | 0 | 2 | 2 | 1.7 | 0 | 3 | 2 | 0 | 2 | 8 | 3.0 | |
| at Duke | 12/19/16 | 11 | 0-3 | .000 | 0-3 | .000 | 2-2 | 1.000 | 0 | 1 | 1 | 1.6 | 1 | 1 | 1 | 0 | 0 | 2 | 2.9 | |
| COVENANT | 12/27/16 | 24 | 1-5 | .200 | 0-0 | .000 | 1-2 | .500 | 0 | 1 | 1 | 1.5 | 3 | 4 | 1 | 0 | 0 | 3 | 2.9 | |
| at Murray State | 12/31/16 | 11 | 0-0 | .000 | 0-0 | .000 | 0-0 | .000 | 0 | 0 | 0 | 1.4 | 0 | 2 | 1 | 0 | 1 | 0 | 2.7 | |
| KENNESAW STATE | 01/02/17 | 10 | 1-3 | .333 | 0-1 | .000 | 0-0 | .000 | 0 | 0 | 0 | 1.3 | 3 | 0 | 0 | 0 | 0 | 2 | 2.6 | |
| SOUTHEAST MISSOURI | 01/05/17 | 14 | 1-1 | 1.000 | 0-0 | .000 | 4-4 | 1.000 | 0 | 1 | 1 | 1.3 | 1 | 0 | 2 | 0 | 0 | 6 | 2.9 | |
| UT MARTIN | 01/07/17 | 17 | 2-5 | .400 | 1-4 | .250 | 1-1 | 1.000 | 0 | 1 | 1 | 1.3 | 1 | 1 | 0 | 0 | 1 | 6 | 3.1 | |
| at Eastern Kentucky | 01/12/17 | 3 | 0-0 | .000 | 0-0 | .000 | 0-0 | .000 | 0 | 0 | 0 | 1.2 | 0 | 0 | 0 | 0 | 0 | 0 | 2.9 | |
| at Morehead State | 01/14/17 | 11 | 0-1 | .000 | 0-0 | .000 | 0-0 | .000 | 0 | 0 | 0 | 1.1 | 0 | 0 | 0 | 0 | 0 | 0 | 2.7 | |
| TENNESSEE TECH | 01/19/17 | 12 | 1-7 | .143 | 0-3 | .000 | 0-0 | .000 | 1 | 1 | 2 | 1.2 | 2 | 0 | 2 | 0 | 0 | 2 | 2.7 | |
| JACKSONVILLE STATE | 01/21/17 | * | 25 | 4-7 | .571 | 2-2 | 1.000 | 2-2 | 1.000 | 0 | 2 | 2 | 1.2 | 1 | 3 | 0 | 0 | 1 | 12 | 3.2 |
| Totals | | 1 | 281 | 17-66 | .258 | 5-25 | .200 | 21-25 | .840 | 4 | 19 | 23 | 1.2 | 23 | 27 | 22 | 1 | 10 | 60 | 3.2 |

Games played: 19
Minutes/game: 14.8
Points/game: 3.2
FG Pct: 25.8
3FG Pct: 20.0
FT Pct: 84.0

Rebounds/game: 1.2
Assists/game: 1.4
Turnovers/game: 1.2
Assist/turnover ratio: 1.2
Steals/game: 0.5
Blocks/game: 0.1

CAREER STATISTICS ▶▶

| | | | Total | | 3-Point | | F-Throws | | Rebounds | | | | | | | | | | | Scoring | |
|---------|-------|----------|--------|------|---------|------|----------|------|----------|-----|-----|-----|----|----|-----|----|-----|-----|-----|---------|--|
| Season | gp-gs | min/avg | fg-fga | pct | fg-fga | pct | ft-fita | pct | off | def | tot | avg | pf | fo | ast | to | blk | stl | pts | avg | |
| 2015-16 | 24-0 | 298/12.4 | 33-85 | .388 | 6-21 | .286 | 20-27 | .741 | 5 | 22 | 27 | 1.1 | 31 | 0 | 33 | 26 | 1 | 17 | 92 | 3.8 | |
| 2016-17 | 19-1 | 281/14.8 | 17-66 | .258 | 5-25 | .200 | 21-25 | .840 | 4 | 19 | 23 | 1.2 | 23 | 0 | 27 | 22 | 1 | 10 | 60 | 3.2 | |
| TOTAL | 43-1 | 579/13.5 | 50-151 | .331 | 11-46 | .239 | 41-52 | .788 | 9 | 41 | 50 | 1.2 | 54 | 0 | 60 | 48 | 2 | 27 | 152 | 3.5 | |



DELANO SPENCER

6-3 | 195 | Jr. | G
Atlanta, Ga.
(Coffeyville CC)

2016-17 HIGHS ▶▶

Points: 19 (vs. UT Martin, 1/7/17)
FG Made: 6 (3x, last vs. Jacksonville St., 1/21/17)
3-PT FG Made: 5 (4x, last at Morehead St., 1/14/17)
FT Made: 3 (vs. Reinhardt, 11/26/16)
Rebounds: 7 (vs. Tennessee Tech, 1/19/17)
Assists: 2 (2x, last vs. Jacksonville St., 1/21/17)
Steals: 3 (at Santa Clara, 11/13/16)
Blocks: 0
Minutes: 38 (vs. Jacksonville St., 1/21/17)

CAREER HIGHS ▶▶

Points: 19 (vs. UT Martin, 1/7/17)
FG Made: 6 (3x, last vs. Jacksonville St., 1/21/17)
3-PT FG Made: 5 (4x, last at Morehead St., 1/14/17)
FT Made: 3 (vs. Reinhardt, 11/26/16)
Rebounds: 7 (vs. Tennessee Tech, 1/19/17)
Assists: 2 (2x, last vs. Jacksonville St., 1/21/17)
Steals: 3 (at Santa Clara, 11/13/16)
Blocks: 0
Minutes: 38 (vs. Jacksonville St., 1/21/17)

SPECIALTY STATISTICS ▶▶

| CATEGORY | '16-17 | CAREER |
|-------------------------|--------|--------|
| Double-Digit Points: | 8 | 8 |
| Double-Digit Rebounds: | 0 | 0 |
| Double-Doubles: | 0 | 0 |
| 20+ Point Games: | 0 | 0 |
| 30+ Point Games: | 0 | 0 |
| Lead TSU in Scoring: | 3 | 3 |
| Lead TSU in Rebounding: | 0 | 0 |
| Lead TSU in Assists: | 0 | 0 |

DELANO SPENCER INFORMATION ▶▶

▶ DELL-in-o

COFFEYVILLE COMMUNITY COLLEGE, 2014-15 & 2015-16 SEASONS

- ▶ Played first two collegiate seasons at Coffeyville Community College in Kansas
- ▶ Honorable Mention All-Kansas Jayhawk Community College Conference as a sophomore
- ▶ As a sophomore, led Coffeyville and ranked fifth in the conference with 17.8 points per game
- ▶ Shot 43.0 percent from the field & 39.6 percent from 3-pt range
- ▶ Averaged 10.2 points, 2.4 rebounds as a freshman
- ▶ Throughout junior college career, put up double-digit points on 37 occasions, including 27 as a sophomore.

HIGH SCHOOL/OTHER

- ▶ Averaged 20 ppg during senior season, splitting time between Greater Atlanta Christian School and Oldsmar Christian (FL)
- ▶ Named All-State as a sophomore and junior in Georgia

GAME-BY-GAME STATISTICS ▶▶

| Opponent | Date | gs | min | Total | | 3-Pointers | | Free throws | | Rebounds | | | | | | | | | | |
|---------------------|----------|-----|------|--------|------|------------|------|-------------|-------|----------|-----|-----|-----|----|----|-----|-----|-----|-----|-----|
| | | | | fg-fga | pct | 3fg-fga | pct | ft-fa | pct | off | def | tot | avg | pf | a | t/o | blk | stl | pts | avg |
| vs UC Davis | 11/11/16 | 18 | 2-7 | .286 | 1-5 | .200 | 0-0 | .000 | 1 | 1 | 2 | 2.0 | 1 | 1 | 0 | 0 | 2 | 5 | 5.0 | |
| vs Northern Arizona | 11/12/16 | 20 | 3-8 | .375 | 1-5 | .200 | 2-2 | 1.000 | 0 | 2 | 2 | 2.0 | 2 | 0 | 2 | 0 | 0 | 9 | 7.0 | |
| at Santa Clara | 11/13/16 | 14 | 5-6 | .833 | 5-6 | .833 | 0-0 | .000 | 0 | 0 | 0 | 1.3 | 0 | 1 | 0 | 0 | 3 | 15 | 9.7 | |
| at Middle Tennessee | 11/19/16 | 16 | 0-2 | .000 | 0-2 | .000 | 0-0 | .000 | 0 | 1 | 1 | 1.3 | 3 | 1 | 0 | 0 | 0 | 0 | 7.3 | |
| at Canisius | 11/23/16 | 23 | 5-9 | .556 | 2-4 | .500 | 0-1 | .000 | 0 | 1 | 1 | 1.2 | 4 | 0 | 1 | 0 | 0 | 12 | 8.2 | |
| REINHARDT | 11/26/16 | 23 | 5-7 | .714 | 5-7 | .714 | 3-4 | .750 | 0 | 0 | 0 | 1.0 | 1 | 1 | 2 | 0 | 2 | 18 | 9.8 | |
| at Vanderbilt | 11/29/16 | 22 | 2-7 | .286 | 2-5 | .400 | 0-0 | .000 | 0 | 0 | 0 | 0.9 | 2 | 1 | 1 | 0 | 0 | 6 | 9.3 | |
| at LIPSCOMB | 12/03/16 | 17 | 0-4 | .000 | 0-2 | .000 | 0-0 | .000 | 0 | 1 | 1 | 0.9 | 2 | 2 | 2 | 0 | 0 | 0 | 8.1 | |
| at NC State | 12/10/16 | 22 | 2-5 | .400 | 1-4 | .250 | 0-0 | .000 | 1 | 0 | 1 | 0.9 | 3 | 1 | 0 | 0 | 0 | 5 | 7.8 | |
| ALABAMA STATE | 12/14/16 | 20 | 2-6 | .333 | 2-6 | .333 | 2-2 | 1.000 | 1 | 2 | 3 | 1.1 | 1 | 0 | 0 | 0 | 2 | 8 | 7.8 | |
| at Duke | 12/19/16 | 13 | 0-2 | .000 | 0-2 | .000 | 0-0 | .000 | 0 | 1 | 1 | 1.1 | 1 | 0 | 1 | 0 | 0 | 0 | 7.1 | |
| COVENANT | 12/27/16 | 14 | 1-4 | .250 | 1-3 | .333 | 2-2 | 1.000 | 0 | 0 | 0 | 1.0 | 0 | 0 | 1 | 0 | 0 | 5 | 6.9 | |
| at Murray State | 12/31/16 | 18 | 2-7 | .286 | 1-4 | .250 | 0-0 | .000 | 0 | 2 | 2 | 1.1 | 1 | 0 | 2 | 0 | 1 | 5 | 6.8 | |
| KENNESAW STATE | 01/02/17 | 6 | 0-2 | .000 | 0-2 | .000 | 0-0 | .000 | 0 | 0 | 0 | 1.0 | 0 | 0 | 0 | 0 | 0 | 0 | 6.3 | |
| SOUTHEAST MISSOURI | 01/05/17 | dnp | - | - | - | - | - | - | - | - | - | - | - | - | - | - | - | - | - | |
| UT MARTIN | 01/07/17 | 22 | 6-9 | .667 | 5-7 | .714 | 2-2 | 1.000 | 0 | 4 | 4 | 1.2 | 2 | 1 | 0 | 0 | 0 | 19 | 7.1 | |
| at Eastern Kentucky | 01/12/17 | 22 | 4-8 | .500 | 4-7 | .571 | 0-0 | .000 | 0 | 3 | 3 | 1.3 | 1 | 0 | 1 | 0 | 2 | 12 | 7.4 | |
| at Morehead State | 01/14/17 | 26 | 6-11 | .545 | 5-7 | .714 | 1-2 | .500 | 1 | 1 | 2 | 1.4 | 2 | 0 | 0 | 0 | 0 | 18 | 8.1 | |
| TENNESSEE TECH | 01/19/17 | 32 | 5-13 | .385 | 3-10 | .300 | 2-2 | 1.000 | 2 | 5 | 7 | 1.7 | 4 | 1 | 0 | 0 | 1 | 15 | 8.4 | |
| JACKSONVILLE STATE | 01/21/17 | * | 38 | 6-13 | .462 | 3-9 | .333 | 2-2 | 1.000 | 2 | 1 | 3 | 1.7 | 2 | 2 | 2 | 0 | 0 | 17 | 8.9 |
| Totals | | 1 | 386 | 56-130 | .431 | 41-97 | .423 | 16-19 | .842 | 8 | 25 | 33 | 1.7 | 32 | 12 | 15 | 0 | 13 | 169 | 8.9 |

Games played: 19
 Minutes/game: 20.3
 Points/game: 8.9
 FG Pct: 43.1
 3FG Pct: 42.3
 FT Pct: 84.2

Rebounds/game: 1.7
 Assists/game: 0.6
 Turnovers/game: 0.8
 Assist/turnover ratio: 0.8
 Steals/game: 0.7

CAREER STATISTICS ▶▶

▶▶ PLAYED THE 2014-15 & 2015-16 SEASONS AT COFFEYVILLE COMMUNITY COLLEGE IN KANSAS

| | | | Total | | 3-Point | | F-Throws | | Rebounds | | | | | | | | | | | Scoring | |
|---------|-------|----------|--------|------|---------|------|----------|------|----------|-----|-----|-----|----|----|-----|----|-----|-----|-----|---------|--|
| Season | gp-gs | min/avg | fg-fga | pct | fg-fga | pct | ft-fa | pct | off | def | tot | avg | pf | fo | ast | to | blk | stl | pts | avg | |
| 2016-17 | 19-1 | 386/20.3 | 56-130 | .431 | 41-97 | .423 | 16-19 | .842 | 8 | 25 | 33 | 1.7 | 32 | 0 | 12 | 15 | 0 | 13 | 169 | 8.9 | |
| TOTAL | 19-1 | 386/20.3 | 56-130 | .431 | 41-97 | .423 | 16-19 | .842 | 8 | 25 | 33 | 1.7 | 32 | 0 | 12 | 15 | 0 | 13 | 169 | 8.9 | |

2



CHRIS BOLDEN

6-3 | 215 | R-Sr. | G
Tifton, Ga.
(Georgia Tech)

2016-17 HIGHS ▶▶

Points: 0
FG Made: 0
3-PT FG Made: 0
FT Made: 0
Rebounds: 0
Assists: 0
Steals: 0
Blocks: 0
Minutes: 0

CAREER HIGHS ▶▶

Points: 21 (at Miami (FL), 3/6/13)
FG Made: 8 (at Miami (FL), 3/6/13)
3-PT FG Made: 4 (5x, last vs. Wake Forest, 2/7/15)
FT Made: 5 (2x, last vs. Duke, 2/18/14)
Rebounds: 6 (vs. North Carolina, 1/29/14)
Assists: 4 (3x, last at Virginia Tech, 2/9/13)
Steals: 4 (3x, last at Wake Forest, 1/10/15)
Blocks: 1 (10x, last at Duke, 2/4/15)
Minutes: 37 (2x, last vs. Duke, 2/18/14)

SPECIALTY STATISTICS ▶▶

| CATEGORY | '16-17 | @TSU | D-1 CAREER |
|-------------------------|--------|------|------------|
| Double-Digit Points: | 0 | 0 | 20 |
| Double-Digit Rebounds: | 0 | 0 | 0 |
| Double-Doubles: | 0 | 0 | 0 |
| 20+ Point Games: | 0 | 0 | 2 |
| 30+ Point Games: | 0 | 0 | 0 |
| Lead TSU in Scoring: | 0 | 0 | -- |
| Lead TSU in Rebounding: | 0 | 0 | -- |
| Lead TSU in Assists: | 0 | 0 | -- |

CHRIS BOLDEN INFORMATION ▶▶

GEORGIA TECH, 2012-16 SEASONS

- ▶ Played for Georgia Tech for three seasons (2012-15) before redshirt-ing during the 2015-16 season
- ▶ Appeared in 86 games with 40 starts in three seasons
- ▶ Scored 560 points and recorded 184 rebounds and 102 assists for GT
- ▶ Scored in double figures on 20 occasions
- ▶ Scored 16 points in a 2014-15 game against eventual National Champion Duke
- ▶ As a freshman in 2012-13, post 20 points versus Duke
- ▶ Career-high 21 points in Georgia Tech's upset of No. 6 Miami
- ▶ Teammate of current TSU Assistant Coach Pierre Jordan in 2012-13

HIGH SCHOOL / OTHER

- ▶ Ranked No. 22 among shooting guards in the 2012 class and was No. 107 overall in the Rivals Top 150
- ▶ All-State in class AAAAA, Georgia's highest classification, by the Atlanta Journal-Constitution
- ▶ Named Player of the Year in region 7AAAAA, and Player of the Year in Gwinnett County by the Gwinnett Daily Post and the AJC
- ▶ Averaged 19.9 points and 4.5 rebounds his senior year
- ▶ Won a state champion at Norcross High School as a junior

GAME-BY-GAME STATISTICS ▶▶

- ▶▶ HAS NOT APPEARED IN A GAME THIS SEASON

CAREER STATISTICS ▶▶

- ▶▶ ATTENDED GEORGIA TECH FOR 4 SEASONS, PLAYING THE 2012-13, 2013-14 AND 2014-15 SEASONS, REDSHIRTING IN 2015-16

| Season | gp-gs | min/avg | Total | | 3-Point | | F-Throws | | Rebounds | | | | Scoring | | | | | | |
|----------|-------|-----------|---------|------|---------|------|----------|------|----------|-----|-----|-----|---------|-----|-----|-----|-----|-----|-----|
| | | | fg-fga | pct | fg-fga | pct | ft-fita | pct | off | def | tot | avg | pts | pts | avg | blk | stl | pts | avg |
| 2012-13* | 31-15 | 740/23.9 | 84-232 | .362 | 35-115 | .304 | 22-35 | .629 | 7 | 59 | 66 | 2.1 | 53 | 0 | 39 | 41 | 4 | 25 | 225 |
| 2013-14* | 30-14 | 725/24.2 | 59-198 | .298 | 32-105 | .305 | 13-19 | .684 | 15 | 58 | 73 | 2.4 | 54 | 0 | 38 | 33 | 3 | 17 | 163 |
| 2014-15* | 25-11 | 532/21.3 | 66-161 | .410 | 30-92 | .326 | 10-13 | .769 | 2 | 43 | 45 | 1.8 | 49 | 3 | 25 | 26 | 3 | 17 | 172 |
| All* | 86-40 | 1997/23.2 | 209-591 | .354 | 97-312 | .311 | 45-67 | .672 | 24 | 160 | 184 | 2.1 | 156 | 3 | 102 | 100 | 10 | 59 | 560 |

* Statistics from prior team/school



JORDAN REED

6-4 | 210 | R-Sr. | G
Philadelphia, Pa.
(Binghamton University)

2016-17 HIGHS ▶▶

Points: 23 (at Middle Tennessee, 11/19/16)
FG Made: 7 (at Middle Tennessee, 11/19/16)
3-PT FG Made: 2 (vs. Kennesaw St., 1/2/17)
FT Made: 9 (at Middle Tennessee, 11/19/16)
Rebounds: 14 (at Lipscomb, 12/3/16)
Assists: 3 (2x, last vs. Southeast Missouri, 1/5/17)
Steals: 2 (3x, last at Lipscomb, 12/3/16)
Blocks: 1 (10x, last at Morehead St., 1/14/17)
Minutes: 37 (at NC State, 12/10/16)

CAREER HIGHS ▶▶

Points: 33 (at Hartford, 2/27/14)
FG Made: 10 (3x, last at Hartford, 2/27/14)
3-PT FG Made: 2 (7x, last vs. Kennesaw St., 1/2/17)
FT Made: 17 (vs. Vermont, 3/2/14)
Rebounds: 18 (vs. Saint Peter's, 11/18/12)
Assists: 5 (2x, last vs. New Hampshire, 2/23/13)
Steals: 6 (at New Hampshire, 2/12/14)
Blocks: 3 (2x, last vs. Stony Brook, 2/4/14)
Minutes: 42 (at New Hampshire, 2/12/14)

SPECIALTY STATISTICS ▶▶

| CATEGORY | '16-17 | @TSU | D-1 CAREER |
|-------------------------|--------|------|------------|
| Double-Digit Points: | 9 | 9 | 59 |
| Double-Digit Rebounds: | 3 | 3 | 27 |
| Double-Doubles: | 2 | 2 | 25 |
| 20+ Point Games: | 1 | 1 | 17 |
| 30+ Point Games: | 0 | 0 | 2 |
| Lead TSU in Scoring: | 1 | 1 | -- |
| Lead TSU in Rebounding: | 5 | 5 | -- |
| Lead TSU in Assists: | 0 | 0 | -- |

JORDAN REED INFORMATION ▶▶

TENNESSEE STATE, 2016-17 SEASON

- ▶ OVC Co-Newcomer of the Week -11/21/16
- ▶ Double-double vs. Canisius and Lipscomb
- ▶ Tied for 12th among active D1 players with 25 double-doubles
- ▶ Scored 1,000th career Division I point on Nov. 26 versus Reinhardt

TENNESSEE STATE, 2015-16 SEASON

- ▶ Sat out as a redshirt per NCAA Transfer Rules

BINGHAMTON, 2012-13, 2013-14 & 2014-15 SEASONS

- ▶ Two-time all-league performer earning Second Team All-America East as a sophomore and Third Team as a freshman
- ▶ Led Binghamton in scoring and rebounding in first two seasons

- ▶ Led America East in rebounding in 2012-13 & 2013-14 seasons, first guard to win back-to-back rebounding titles in league history
- ▶ Compiled 931 points, 541 rebounds & 78 assists in three seasons

HIGH SCHOOL / OTHER

- ▶ 2nd team all-state selection as senior in 2011-12
- ▶ Averaged 24.5 points per game during senior season
- ▶ Scored 1,487 career points in four years at Wissahickon

GAME-BY-GAME STATISTICS ▶▶

| Opponent | Date | gs | min | Total | | 3-Pointers | | Free throws | | Rebounds | | | | pf | a | t/o | blk | stl | pts | avg |
|---------------------|----------|----|-----|--------|------|------------|-------|-------------|-------|----------|-----|-----|-----|----|----|-----|-----|-----|-----|------|
| | | | | fg-fga | pct | 3fg-fga | pct | ft-fa | pct | off | def | tot | avg | | | | | | | |
| vs UC Davis | 11/11/16 | * | 30 | 3-5 | .600 | 1-2 | .500 | 1-2 | .500 | 3 | 3 | 6 | 6.0 | 3 | 1 | 2 | 1 | 1 | 8 | 8.0 |
| vs Northern Arizona | 11/12/16 | * | 32 | 1-5 | .200 | 0-2 | .000 | 6-7 | .857 | 2 | 7 | 9 | 7.5 | 4 | 0 | 3 | 1 | 0 | 8 | 8.0 |
| at Santa Clara | 11/13/16 | * | 28 | 4-7 | .571 | 0-0 | .000 | 3-5 | .600 | 2 | 5 | 7 | 7.3 | 0 | 1 | 0 | 0 | 0 | 11 | 9.0 |
| at Middle Tennessee | 11/19/16 | * | 36 | 7-11 | .636 | 0-0 | .000 | 9-10 | .900 | 3 | 6 | 9 | 7.8 | 1 | 0 | 3 | 0 | 0 | 23 | 12.5 |
| at Canisius | 11/23/16 | * | 26 | 5-7 | .714 | 1-2 | .500 | 2-2 | 1.000 | 6 | 5 | 11 | 8.4 | 4 | 3 | 3 | 1 | 0 | 13 | 12.6 |
| REINHARDT | 11/26/16 | * | 25 | 3-7 | .429 | 0-0 | .000 | 3-6 | .500 | 2 | 3 | 5 | 7.8 | 2 | 2 | 2 | 0 | 2 | 9 | 12.0 |
| at Vanderbilt | 11/29/16 | * | 29 | 2-5 | .400 | 0-0 | .000 | 2-6 | .333 | 2 | 2 | 4 | 7.3 | 4 | 2 | 1 | 1 | 2 | 6 | 11.1 |
| at LIPSCOMB | 12/03/16 | * | 36 | 3-9 | .333 | 0-1 | .000 | 5-7 | .714 | 6 | 8 | 14 | 8.1 | 3 | 1 | 3 | 0 | 2 | 11 | 11.1 |
| at NC State | 12/10/16 | * | 37 | 1-9 | .111 | 0-1 | .000 | 0-3 | .000 | 6 | 4 | 10 | 8.3 | 3 | 2 | 2 | 1 | 0 | 2 | 10.1 |
| ALABAMA STATE | 12/14/16 | * | 17 | 5-6 | .833 | 0-0 | .000 | 3-3 | 1.000 | 1 | 3 | 4 | 7.9 | 4 | 0 | 1 | 0 | 1 | 13 | 10.4 |
| at Duke | 12/19/16 | * | 22 | 3-5 | .600 | 1-2 | .500 | 2-4 | .500 | 1 | 1 | 2 | 7.4 | 4 | 0 | 1 | 0 | 0 | 9 | 10.3 |
| COVENANT | 12/27/16 | * | 19 | 2-8 | .250 | 0-3 | .000 | 4-6 | .667 | 1 | 1 | 2 | 6.9 | 0 | 0 | 1 | 0 | 1 | 8 | 10.1 |
| at Murray State | 12/31/16 | * | 29 | 4-11 | .364 | 0-1 | .000 | 3-3 | 1.000 | 6 | 3 | 9 | 7.1 | 5 | 1 | 1 | 0 | 1 | 11 | 10.2 |
| KENNESAW STATE | 01/02/17 | * | 30 | 2-6 | .333 | 2-3 | .667 | 4-6 | .667 | 2 | 7 | 9 | 7.2 | 2 | 0 | 2 | 1 | 0 | 10 | 10.1 |
| SOUTHEAST MISSOURI | 01/05/17 | * | 27 | 2-4 | .500 | 1-2 | .500 | 3-4 | .750 | 0 | 6 | 6 | 7.1 | 2 | 3 | 2 | 1 | 0 | 8 | 10.0 |
| UT MARTIN | 01/07/17 | * | 19 | 1-4 | .250 | 0-1 | .000 | 0-0 | .000 | 2 | 3 | 5 | 7.0 | 1 | 0 | 1 | 1 | 0 | 2 | 9.5 |
| at Eastern Kentucky | 01/12/17 | * | 25 | 2-10 | .200 | 1-4 | .250 | 1-2 | .500 | 5 | 2 | 7 | 7.0 | 2 | 0 | 0 | 1 | 0 | 6 | 9.3 |
| at Morehead State | 01/14/17 | * | 30 | 6-9 | .667 | 1-1 | 1.000 | 3-4 | .750 | 3 | 3 | 6 | 6.9 | 4 | 2 | 3 | 1 | 1 | 16 | 9.7 |
| TENNESSEE TECH | 01/19/17 | * | 15 | 0-3 | .000 | 0-1 | .000 | 2-2 | 1.000 | 2 | 1 | 3 | 6.7 | 2 | 0 | 1 | 0 | 0 | 2 | 9.3 |
| JACKSONVILLE STATE | 01/21/17 | | 10 | 2-3 | .667 | 0-0 | .000 | 6-8 | .750 | 2 | 3 | 5 | 6.7 | 4 | 0 | 0 | 0 | 0 | 10 | 9.3 |
| Totals | | 19 | 522 | 58-134 | .433 | 8-26 | .308 | 62-90 | .689 | 57 | 76 | 133 | 6.7 | 54 | 18 | 32 | 10 | 11 | 186 | 9.3 |

Games played: 20
Minutes/game: 26.1
Points/game: 9.3
FG Pct: 43.3
3FG Pct: 30.8
FT Pct: 68.9

Rebounds/game: 6.7
Assists/game: 0.9
Turnovers/game: 1.6
Assist/turnover ratio: 0.6
Steals/game: 0.6
Blocks/game: 0.5

CAREER STATISTICS ▶▶

▶▶ PLAYED THE 2012-13, 2013-14 & 2014-15 SEASONS AT BINGHAMTON ▶▶ SAT OUT THE 2015-16 SEASON AT TSU PER NCAA TRANSFERS RULES

| | | | Total | | 3-Point | | F-Throws | | Rebounds | | | | | | | | | | | Scoring | |
|----------|-------|-----------|---------|------|---------|------|----------|------|----------|-----|-----|-----|-----|----|-----|-----|-----|-----|------|---------|--|
| Season | gp-gs | min/avg | fg-fga | pct | fg-fga | pct | ft-fa | pct | off | def | tot | avg | pf | fo | ast | to | blk | stl | pts | avg | |
| 2012-13* | 28-26 | 987/35.2 | 165-422 | .391 | 7-51 | .137 | 129-194 | .665 | 81 | 185 | 266 | 9.5 | 40 | 0 | 40 | 96 | 17 | 27 | 466 | 16.6 | |
| 2013-14* | 29-25 | 961/33.1 | 134-324 | .414 | 14-39 | .359 | 165-231 | .714 | 72 | 186 | 258 | 8.9 | 87 | 4 | 36 | 78 | 23 | 45 | 447 | 15.4 | |
| 2014-15* | 5-1 | 54/10.8 | 6-21 | .286 | 0-2 | .000 | 6-7 | .857 | 6 | 11 | 17 | 3.4 | 6 | 0 | 2 | 8 | 3 | 5 | 18 | 3.6 | |
| 2016-17 | 20-19 | 522/26.1 | 58-134 | .433 | 8-26 | .308 | 62-90 | .689 | 57 | 76 | 133 | 6.7 | 54 | 1 | 18 | 32 | 10 | 11 | 186 | 9.3 | |
| TOTAL | 20-19 | 522/26.1 | 58-134 | .433 | 8-26 | .308 | 62-90 | .689 | 57 | 76 | 133 | 6.7 | 54 | 1 | 18 | 32 | 10 | 11 | 186 | 9.3 | |
| All* | 82-71 | 2524/30.8 | 363-901 | .403 | 29-118 | .246 | 362-522 | .693 | 216 | 458 | 674 | 8.2 | 187 | 5 | 96 | 214 | 53 | 88 | 1117 | 13.6 | |

* Statistics from prior team/school

4



KEN'DARRIUS HAMILTON

6-9 | 275 | Jr. | F/C

Montgomery, Ala.

(Meridian CC)

2016-17 HIGHS ▶▶

Points: 19 (at Vanderbilt, 11/29/16)
FG Made: 7 (2x, last at Vanderbilt, 11/29/16)
3-PT FG Made: 3 (at Vanderbilt, 11/29/16)
FT Made: 5 (vs. UC Davis, 11/11/16)
Rebounds: 8 (2x, last at Duke, 12/19/16)
Assists: 2 (vs. Reinhardt, 11/26/16)
Steals: 3 (at Eastern Kentucky, 1/12/17)
Blocks: 2 (2x, last at Lipscomb, 12/3/16)
Minutes: 27 (at Lipscomb, 12/3/16)

CAREER HIGHS ▶▶

Points: 19 (at Vanderbilt, 11/29/16)
FG Made: 7 (2x, last at Vanderbilt, 11/29/16)
3-PT FG Made: 3 (at Vanderbilt, 11/29/16)
FT Made: 5 (vs. UC Davis, 11/11/16)
Rebounds: 8 (2x, last at Duke, 12/19/16)
Assists: 2 (vs. Reinhardt, 11/26/16)
Steals: 3 (at Eastern Kentucky, 1/12/17)
Blocks: 2 (2x, last at Lipscomb, 12/3/16)
Minutes: 27 (at Lipscomb, 12/3/16)

SPECIALTY STATISTICS ▶▶

| CATEGORY | '16-17 | CAREER |
|-------------------------|--------|--------|
| Double-Digit Points: | 4 | 4 |
| Double-Digit Rebounds: | 0 | 0 |
| Double-Doubles: | 0 | 0 |
| 20+ Point Games: | 0 | 0 |
| 30+ Point Games: | 0 | 0 |
| Lead TSU in Scoring: | 1 | 1 |
| Lead TSU in Rebounding: | 2 | 2 |
| Lead TSU in Assists: | 0 | 0 |

KEN'DARRIUS HAMILTON INFORMATION ▶▶

▶ ken-DARE-ee-iss

TENNESSEE STATE, 2016-17 SEASON

▶ Led TSU in scoring with 19 points at Vanderbilt

MERIDIAN COMMUNITY COLLEGE, 2014-15 & 2015-16 SEASONS

▶ Played first two collegiate seasons at Meridian Community College in Mississippi under Head Coach Cedric Drake
 ▶ Led team with 16.5 points & 8.9 boards per game as a sophomore
 ▶ 11 double-doubles & 14 games with 10+ points in 2015-16
 ▶ As a freshman, posted 9.5 points and 5.3 rebounds per game
 ▶ Had two double-doubles as a freshman

GAME-BY-GAME STATISTICS ▶▶

| Opponent | Date | gs | min | Total | | 3-Pointers | | Free throws | | Rebounds | | | | pf | a | t/o | blk | stl | pts | avg | |
|---------------------|----------|----|-----|--------|--------|------------|-------|-------------|-------|----------|-----|-----|-----|-----|----|-----|-----|-----|-----|------|-----|
| | | | | fg-fga | pct | 3fg-fga | pct | ft-fa | pct | off | def | tot | avg | | | | | | | | |
| vs UC Davis | 11/11/16 | * | 22 | 1-5 | .200 | 0-0 | .000 | 5-7 | .714 | 3 | 5 | 8 | 8.0 | 2 | 1 | 2 | 0 | 0 | 7 | 7.0 | |
| vs Northern Arizona | 11/12/16 | * | 24 | 7-12 | .583 | 0-3 | .000 | 0-1 | .000 | 1 | 0 | 1 | 4.5 | 5 | 0 | 0 | 0 | 0 | 14 | 10.5 | |
| at Santa Clara | 11/13/16 | * | 24 | 2-4 | .500 | 1-1 | 1.000 | 0-0 | .000 | 1 | 2 | 3 | 4.0 | 2 | 0 | 0 | 2 | 1 | 5 | 8.7 | |
| at Middle Tennessee | 11/19/16 | * | 11 | 1-1 | 1.000 | 0-0 | .000 | 0-0 | .000 | 0 | 0 | 0 | 3.0 | 3 | 1 | 0 | 1 | 0 | 2 | 7.0 | |
| at Canisius | 11/23/16 | * | 14 | 2-4 | .500 | 0-1 | .000 | 0-0 | .000 | 1 | 1 | 2 | 2.8 | 3 | 0 | 1 | 0 | 1 | 4 | 6.4 | |
| REINHARDT | 11/26/16 | * | 21 | 6-6 | 1.000 | 1-1 | 1.000 | 1-2 | .500 | 3 | 1 | 4 | 3.0 | 3 | 2 | 1 | 1 | 2 | 14 | 7.7 | |
| at Vanderbilt | 11/29/16 | * | 26 | 7-12 | .583 | 3-5 | .600 | 2-5 | .400 | 3 | 1 | 4 | 3.1 | 2 | 0 | 4 | 1 | 0 | 19 | 9.3 | |
| at LIPSCOMB | 12/03/16 | * | 27 | 5-9 | .556 | 2-3 | .667 | 1-2 | .500 | 3 | 2 | 5 | 3.4 | 4 | 0 | 0 | 2 | 0 | 13 | 9.8 | |
| at NC State | 12/10/16 | * | 23 | 4-7 | .571 | 1-3 | .333 | 0-0 | .000 | 0 | 4 | 4 | 3.4 | 3 | 0 | 2 | 1 | 0 | 9 | 9.7 | |
| ALABAMA STATE | 12/14/16 | * | 11 | 0-2 | .000 | 0-1 | .000 | 0-0 | .000 | 0 | 2 | 2 | 3.3 | 5 | 0 | 3 | 1 | 0 | 0 | 8.7 | |
| at Duke | 12/19/16 | * | 24 | 2-6 | .333 | 0-1 | .000 | 0-0 | .000 | 2 | 6 | 8 | 3.7 | 2 | 1 | 3 | 0 | 0 | 4 | 8.3 | |
| COVENANT | 12/27/16 | * | 17 | 0-0 | .000 | 0-0 | .000 | 0-0 | .000 | 1 | 2 | 3 | 3.7 | 4 | 0 | 2 | 0 | 1 | 0 | 7.6 | |
| at Murray State | 12/31/16 | * | 9 | 2-5 | .400 | 1-1 | 1.000 | 0-0 | .000 | 2 | 0 | 2 | 3.5 | 5 | 0 | 1 | 0 | 0 | 5 | 7.4 | |
| KENNESAW STATE | 01/02/17 | | 24 | 3-8 | .375 | 2-3 | .667 | 0-0 | .000 | 2 | 3 | 5 | 3.6 | 2 | 0 | 2 | 1 | 0 | 8 | 7.4 | |
| SOUTHEAST MISSOURI | 01/05/17 | | 9 | 1-3 | .333 | 0-0 | .000 | 0-0 | .000 | 1 | 0 | 1 | 3.5 | 2 | 0 | 2 | 0 | 0 | 2 | 7.1 | |
| UT MARTIN | 01/07/17 | | 15 | 1-4 | .250 | 0-2 | .000 | 0-0 | .000 | 1 | 0 | 1 | 3.3 | 1 | 1 | 0 | 0 | 0 | 2 | 6.8 | |
| at Eastern Kentucky | 01/12/17 | | 23 | 2-11 | .182 | 0-2 | .000 | 2-2 | 1.000 | 2 | 5 | 7 | 3.5 | 1 | 0 | 2 | 0 | 3 | 6 | 6.7 | |
| at Morehead State | 01/14/17 | | 16 | 0-1 | .000 | 0-0 | .000 | 2-2 | 1.000 | 0 | 1 | 1 | 3.4 | 4 | 0 | 1 | 1 | 0 | 2 | 6.4 | |
| TENNESSEE TECH | 01/19/17 | | 14 | 2-3 | .667 | 0-1 | .000 | 1-1 | 1.000 | 3 | 1 | 4 | 3.4 | 3 | 0 | 1 | 1 | 0 | 5 | 6.4 | |
| JACKSONVILLE STATE | 01/21/17 | * | 23 | 3-6 | .500 | 0-0 | .000 | 0-0 | .000 | 2 | 2 | 4 | 3.5 | 3 | 0 | 2 | 0 | 0 | 6 | 6.4 | |
| Totals | | | 14 | 377 | 51-109 | .468 | 11-28 | .393 | 14-22 | .636 | 31 | 38 | 69 | 3.5 | 59 | 6 | 29 | 12 | 8 | 127 | 6.4 |

Games played: 20
 Minutes/game: 18.9
 Points/game: 6.4
 FG Pct: 46.8
 3FG Pct: 39.3
 FT Pct: 63.6

Rebounds/game: 3.5
 Assists/game: 0.3
 Turnovers/game: 1.5
 Assist/turnover ratio: 0.2
 Steals/game: 0.4
 Blocks/game: 0.6

CAREER STATISTICS ▶▶

▶▶ PLAYED THE 2014-15 & 2015-16 SEASONS AT MERIDIAN COMMUNITY COLLEGE IN MISSISSIPPI

| | | | Total | | 3-Point | | F-Throws | | Rebounds | | | | | | | | | | | Scoring | |
|---------|-------|----------|--------|------|---------|------|----------|------|----------|-----|-----|-----|----|----|-----|----|-----|-----|-----|---------|--|
| Season | gp-gs | min/avg | fg-fga | pct | fg-fga | pct | ft-fita | pct | off | def | tot | avg | pf | fo | ast | to | blk | stl | pts | avg | |
| 2016-17 | 20-14 | 377/18.9 | 51-109 | .468 | 11-28 | .393 | 14-22 | .636 | 31 | 38 | 69 | 3.5 | 59 | 3 | 6 | 29 | 12 | 8 | 127 | 6.4 | |
| TOTAL | 20-14 | 377/18.9 | 51-109 | .468 | 11-28 | .393 | 14-22 | .636 | 31 | 38 | 69 | 3.5 | 59 | 3 | 6 | 29 | 12 | 8 | 127 | 6.4 | |

5



TAHJERE McCALL

6-5 | 195 | R-Sr. | G
Philadelphia, Pa.
(Niagara University)

2016-17 HIGHS ▶▶

Points: 27 (vs. Southeast Missouri, 1/5/17)
FG Made: 10 (vs. Southeast Missouri, 1/5/17)
3-PT FG Made: 2 (3x, last vs. Jacksonville St., 1/21/17)
FT Made: 12 (vs. UC Davis, 11/11/16)
Rebounds: 11 (2x, last at Lipscomb, 12/3/16)
Assists: 9 (vs. Jacksonville St., 1/21/17)
Steals: 6 (vs. UC Davis, 11/11/16)
Blocks: 3 (2x, last vs. Alabama St., 12/14/16)
Minutes: 41 (vs. Tennessee Tech, 1/19/17)

CAREER HIGHS ▶▶

Points: 32 (at Belmont, 1/24/16)
FG Made: 11 (2x, last at Belmont, 1/24/16)
3-PT FG Made: 3 (at Eastern Kentucky, 2/13/16)
FT Made: 15 (vs. Morehead State, 2/6/15)
Rebounds: 11 (2x, last at Lipscomb, 12/3/16)
Assists: 9 (vs. Jacksonville St., 1/21/17)
Steals: 6 (vs. UC Davis, 11/11/16)
Blocks: 3 (2x, last vs. Alabama St., 12/14/16)
Minutes: 41 (2x, last vs. Tennessee Tech, 1/19/17)

SPECIALTY STATISTICS ▶▶

| CATEGORY | '16-17 | @TSU | D-1 CAREER |
|--------------------------------|--------|------|------------|
| Double-Digit Points: | 18 | 38 | 49 |
| Double-Digit Rebounds: | 2 | 3 | 3 |
| Double-Doubles: | 2 | 3 | 3 |
| 20+ Point Games: | 3 | 9 | 10 |
| 30+ Point Games: | 0 | 2 | 2 |
| Lead TSU in Scoring: | 8 | 21 | -- |
| Lead TSU in Rebounding: | 2 | 9 | -- |
| Lead TSU in Assists: | 20 | 36 | -- |

TAHJERE McCALL INFORMATION ▶▶

▶ tah-JERE McCall

TENNESSEE STATE, 2016-17 SEASON

▶ Preseason All-Ohio Valley Conference selection
 ▶ 2x OVC Player of the Week - 11/14/16 & 1/9/17
 ▶ Double-doubles vs. Reinhardt and Lipscomb
 ▶ Game-winning jumper with 8.4 seconds left at Lipscomb
 ▶ Dunk vs. #5/4 Duke was #4 on Sportscenter Top 10 Plays
 ▶ Went for 27 points versus Southeast Missouri
 ▶ Eclipsed 1,000 career points versus UT Martin (1/7/17)

TENNESSEE STATE, 2015-16 SEASON

▶ OVC Defensive Player of the Year - First in school history
 ▶ First Team All-OVC; OVC All-Newcomer Team
 ▶ NABC Second Team All-District 19
 ▶ BoxToRow Second Team All-America (HBCU)

▶ Set TSU's single-season record with 72 steals
 ▶ Ranked ninth in Division I with 2.32 steals per game
 ▶ OVC Newcomer of the Week - 1/11/16

TENNESSEE STATE, 2014-15 SEASON

▶ Sat out as a redshirt per NCAA Transfer Rules

NIAGARA, 2012-13 & 2013-14 SEASONS

▶ Played in 59 games with 37 starts in two seasons
 ▶ Played in the '13 NIT as a freshman
 ▶ Teammate of Antoine Mason, son of late TSU Legend Anthony Mason

HIGH SCHOOL/OTHER

▶ Scored 15.4 ppg as a senior at Carver HS of Engineering & Science
 ▶ Daily News' All-Public Team & Daily News' All-City honorable mention

GAME-BY-GAME STATISTICS ▶▶

| Opponent | Date | gs | min | Total | | 3-Pointers | | Free throws | | Rebounds | | | | | pf | a | t/o | blk | stl | pts | avg |
|---------------------|----------|----|-----|--------|--------|------------|------|-------------|--------|----------|-----|-----|-----|-----|----|----|-----|-----|-----|------|------|
| | | | | fg-fga | pct | 3fg-fga | pct | ft-fa | pct | off | def | tot | avg | | | | | | | | |
| vs UC Davis | 11/11/16 | * | 28 | 3-9 | .333 | 2-4 | .500 | 12-16 | .750 | 2 | 3 | 5 | 5.0 | 4 | 6 | 5 | 0 | 6 | 20 | 20.0 | |
| vs Northern Arizona | 11/12/16 | * | 33 | 6-9 | .667 | 0-1 | .000 | 4-7 | .571 | 2 | 4 | 6 | 5.5 | 4 | 4 | 5 | 3 | 4 | 16 | 18.0 | |
| at Santa Clara | 11/13/16 | * | 30 | 3-7 | .429 | 0-0 | .000 | 4-11 | .364 | 1 | 3 | 4 | 5.0 | 3 | 4 | 4 | 0 | 1 | 10 | 15.5 | |
| at Middle Tennessee | 11/19/16 | * | 30 | 4-7 | .571 | 0-1 | .000 | 8-11 | .727 | 0 | 6 | 6 | 5.3 | 2 | 3 | 3 | 1 | 0 | 16 | 15.5 | |
| at Canisius | 11/23/16 | * | 32 | 6-10 | .600 | 2-3 | .667 | 0-2 | .000 | 0 | 5 | 5 | 5.2 | 2 | 6 | 4 | 1 | 4 | 14 | 15.2 | |
| REINHARDT | 11/26/16 | * | 25 | 3-9 | .333 | 0-0 | .000 | 5-10 | .500 | 2 | 9 | 11 | 6.2 | 3 | 5 | 1 | 0 | 3 | 11 | 14.5 | |
| at Vanderbilt | 11/29/16 | * | 20 | 1-3 | .333 | 0-0 | .000 | 6-10 | .600 | 0 | 0 | 0 | 5.3 | 5 | 3 | 0 | 0 | 1 | 8 | 13.6 | |
| at LIPSCOMB | 12/03/16 | * | 39 | 2-13 | .154 | 0-1 | .000 | 6-8 | .750 | 3 | 8 | 11 | 6.0 | 4 | 5 | 3 | 0 | 2 | 10 | 13.1 | |
| at NC State | 12/10/16 | * | 36 | 3-14 | .214 | 0-3 | .000 | 4-6 | .667 | 4 | 2 | 6 | 6.0 | 4 | 4 | 3 | 0 | 4 | 10 | 12.8 | |
| ALABAMA STATE | 12/14/16 | * | 21 | 3-5 | .600 | 0-0 | .000 | 0-2 | .000 | 1 | 1 | 2 | 5.6 | 3 | 6 | 4 | 3 | 4 | 6 | 12.1 | |
| at Duke | 12/19/16 | * | 35 | 7-16 | .438 | 0-2 | .000 | 0-0 | .000 | 0 | 3 | 3 | 5.4 | 2 | 3 | 1 | 0 | 3 | 14 | 12.3 | |
| COVENANT | 12/27/16 | * | 20 | 4-8 | .500 | 0-1 | .000 | 3-6 | .500 | 3 | 2 | 5 | 5.3 | 2 | 5 | 3 | 0 | 2 | 11 | 12.2 | |
| at Murray State | 12/31/16 | * | 23 | 5-9 | .556 | 0-1 | .000 | 4-6 | .667 | 1 | 2 | 3 | 5.2 | 5 | 2 | 6 | 1 | 1 | 14 | 12.3 | |
| KENNESAW STATE | 01/02/17 | * | 36 | 9-21 | .429 | 0-1 | .000 | 7-12 | .583 | 2 | 2 | 4 | 5.1 | 4 | 3 | 5 | 1 | 5 | 25 | 13.2 | |
| SOUTHEAST MISSOURI | 01/05/17 | * | 38 | 10-17 | .588 | 1-2 | .500 | 6-8 | .750 | 2 | 6 | 8 | 5.3 | 1 | 4 | 4 | 0 | 3 | 27 | 14.1 | |
| UT MARTIN | 01/07/17 | * | 37 | 7-13 | .538 | 0-1 | .000 | 3-5 | .600 | 3 | 4 | 7 | 5.4 | 3 | 8 | 5 | 1 | 4 | 17 | 14.3 | |
| at Eastern Kentucky | 01/12/17 | * | 26 | 4-7 | .571 | 0-1 | .000 | 2-2 | 1.000 | 0 | 4 | 4 | 5.3 | 4 | 7 | 3 | 1 | 3 | 10 | 14.1 | |
| at Morehead State | 01/14/17 | * | 23 | 4-9 | .444 | 1-2 | .500 | 3-4 | .750 | 1 | 0 | 1 | 5.1 | 4 | 4 | 7 | 0 | 4 | 12 | 13.9 | |
| TENNESSEE TECH | 01/19/17 | * | 41 | 4-15 | .267 | 0-2 | .000 | 11-14 | .786 | 3 | 4 | 7 | 5.2 | 4 | 6 | 3 | 0 | 4 | 19 | 14.2 | |
| JACKSONVILLE STATE | 01/21/17 | * | 37 | 6-17 | .353 | 2-4 | .500 | 5-7 | .714 | 2 | 0 | 2 | 5.0 | 3 | 9 | 3 | 0 | 2 | 19 | 14.5 | |
| Totals | | | 20 | 610 | 94-218 | .431 | 8-30 | .267 | 93-147 | .633 | 32 | 68 | 100 | 5.0 | 66 | 97 | 72 | 12 | 60 | 289 | 14.5 |

Games played: 20
 Minutes/game: 30.5
 Points/game: 14.5
 FG Pct: 43.1
 3FG Pct: 26.7
 FT Pct: 63.3

Rebounds/game: 5.0
 Assists/game: 4.9
 Turnovers/game: 3.6
 Assist/turnover ratio: 1.3
 Steals/game: 3.0
 Blocks/game: 0.6

CAREER STATISTICS ▶▶

▶▶ PLAYED THE 2012-13 & 2013-14 SEASONS AT NIAGARA ▶▶ SAT OUT THE 2014-15 SEASON AT TSU PER NCAA TRANSFERS RULES

| | | | Total | | 3-Point | | F-Throws | | Rebounds | | | | | | | | | | | Scoring | |
|----------|--------|-----------|---------|------|---------|------|----------|------|----------|-----|-----|-----|-----|----|-----|-----|-----|-----|------|---------|--|
| Season | gp-gs | min/avg | fg-fga | pct | fg-fga | pct | ft-fa | pct | off | def | tot | avg | pf | fo | ast | to | blk | stl | pts | avg | |
| 2012-13* | 32-23 | 635/19.8 | 52-141 | .369 | 0-2 | .000 | 24-55 | .436 | 53 | 53 | 106 | 3.3 | 69 | 2 | 78 | 67 | 1 | 38 | 128 | 4.0 | |
| 2013-14* | 27-14 | 612/22.7 | 71-172 | .413 | 2-24 | .083 | 58-79 | .734 | 33 | 48 | 81 | 3.0 | 80 | 5 | 53 | 59 | 7 | 34 | 202 | 7.5 | |
| 2015-16 | 31-29 | 932/30.1 | 138-303 | .455 | 20-72 | .278 | 158-209 | .756 | 47 | 112 | 159 | 5.1 | 101 | 5 | 93 | 97 | 11 | 72 | 454 | 14.6 | |
| 2016-17 | 20-20 | 610/30.5 | 94-218 | .431 | 8-30 | .267 | 93-147 | .633 | 32 | 68 | 100 | 5.0 | 66 | 2 | 97 | 72 | 12 | 60 | 289 | 14.5 | |
| TOTAL | 51-49 | 1542/30.2 | 232-521 | .445 | 28-102 | .275 | 251-356 | .705 | 79 | 180 | 259 | 5.1 | 167 | 7 | 190 | 169 | 23 | 132 | 743 | 14.6 | |
| All* | 110-86 | 2789/25.4 | 355-834 | .426 | 30-128 | .234 | 333-490 | .680 | 165 | 281 | 446 | 4.1 | 316 | 14 | 321 | 295 | 31 | 204 | 1073 | 9.8 | |

* Statistics from prior team/school



SAMSON OYEDIRAN

6-7 | 220 | R-So. | F
London, England
(Ancilla College)

2016-17 HIGHS ▶▶

Points: 3 (2x, last vs. Reinhardt, 11/26/16)
FG Made: 1 (3x, last vs. Covenant, 12/27/16)
3-PT FG Made: 1 (vs. UC Davis, 11/11/16)
FT Made: 1 (2x, last at Duke, 12/19/16)
Rebounds: 3 (vs. Reinhardt, 11/26/16)
Assists: 1 (vs. UC Davis, 11/11/16)
Steals: 0
Blocks: 0
Minutes: 12 (vs. UC Davis, 11/11/16)

CAREER HIGHS ▶▶

Points: 5 (vs. Fisk, 11/18/15)
FG Made: 2 (vs. Fisk, 11/18/15)
3-PT FG Made: 1 (5x, last vs. UC Davis, 11/11/16)
FT Made: 1 (5x, last at Duke, 12/19/16)
Rebounds: 5 (vs. Fisk, 11/18/15)
Assists: 1 (2x, last vs. UC Davis, 11/11/16)
Steals: 1 (2x, last vs. Ball State, 3/15/16)
Blocks: 0
Minutes: 17 (at Jacksonville St., 1/30/16)

SPECIALTY STATISTICS ▶▶

| CATEGORY | '16-17 | CAREER |
|-------------------------|--------|--------|
| Double-Digit Points: | 0 | 0 |
| Double-Digit Rebounds: | 0 | 0 |
| Double-Doubles: | 0 | 0 |
| 20+ Point Games: | 0 | 0 |
| 30+ Point Games: | 0 | 0 |
| Lead TSU in Scoring: | 0 | 0 |
| Lead TSU in Rebounding: | 0 | 0 |
| Lead TSU in Assists: | 0 | 0 |

SAMSON OYEDIRAN INFORMATION ▶▶

▶ Samson oh-YAY-der-in

TENNESSEE STATE, 2015-16 SEASON

▶ Played in 23 games with one start as a redshirt-freshman
 ▶ Shot 48.0 percent (12-for-25) from the field

ANCILLA COLLEGE, 2014-15 SEASON

▶ Attended Ancilla College, a JC in Indiana, but did not play

HIGH SCHOOL / OTHER

▶ Attended high school in his native England, starring for Preston's College
 ▶ Averaged 15.6 points and 9.7 rebounds per game

GAME-BY-GAME STATISTICS ▶▶

| Opponent | Date | gs | min | Total | | 3-Pointers | | Free throws | | Rebounds | | | pf | a | t/o | blk | stl | pts | avg |
|---------------------|----------|-----|-----|--------|------|------------|------|-------------|------|----------|-----|-----|-----|----|-----|-----|-----|-----|-----|
| | | | | fg-fga | pct | 3fg-fga | pct | ft-fa | pct | off | def | tot | avg | | | | | | |
| vs UC Davis | 11/11/16 | 12 | 1-1 | 1.000 | 1-1 | 1.000 | 0-0 | .000 | 0 | 1 | 1 | 1.0 | 5 | 1 | 0 | 0 | 0 | 3 | 3.0 |
| vs Northern Arizona | 11/12/16 | 5 | 0-1 | .000 | 0-1 | .000 | 0-0 | .000 | 0 | 2 | 2 | 1.5 | 1 | 0 | 0 | 0 | 0 | 0 | 1.5 |
| at Santa Clara | 11/13/16 | 8 | 0-1 | .000 | 0-0 | .000 | 0-0 | .000 | 0 | 0 | 0 | 1.0 | 1 | 0 | 0 | 0 | 0 | 0 | 1.0 |
| at Middle Tennessee | 11/19/16 | dnp | - | - | - | - | - | - | - | - | - | - | - | - | - | - | - | - | - |
| at Canisius | 11/23/16 | 1 | 0-0 | .000 | 0-0 | .000 | 0-0 | .000 | 0 | 0 | 0 | 0.8 | 1 | 0 | 0 | 0 | 0 | 0 | 0.8 |
| REINHARDT | 11/26/16 | 2 | 1-1 | 1.000 | 0-0 | .000 | 1-2 | .500 | 1 | 2 | 3 | 1.2 | 1 | 0 | 0 | 0 | 0 | 3 | 1.2 |
| at Vanderbilt | 11/29/16 | dnp | - | - | - | - | - | - | - | - | - | - | - | - | - | - | - | - | - |
| at LIPSCOMB | 12/03/16 | dnp | - | - | - | - | - | - | - | - | - | - | - | - | - | - | - | - | - |
| at NC State | 12/10/16 | dnp | - | - | - | - | - | - | - | - | - | - | - | - | - | - | - | - | - |
| ALABAMA STATE | 12/14/16 | 6 | 0-1 | .000 | 0-0 | .000 | 0-0 | .000 | 0 | 1 | 1 | 1.2 | 1 | 0 | 0 | 0 | 0 | 0 | 1.0 |
| at Duke | 12/19/16 | 1 | 0-0 | .000 | 0-0 | .000 | 1-2 | .500 | 1 | 0 | 1 | 1.1 | 0 | 0 | 0 | 0 | 0 | 1 | 1.0 |
| COVENANT | 12/27/16 | 8 | 1-3 | .333 | 0-1 | .000 | 0-0 | .000 | 2 | 0 | 2 | 1.3 | 0 | 0 | 0 | 0 | 0 | 2 | 1.1 |
| at Murray State | 12/31/16 | 9 | 0-0 | .000 | 0-0 | .000 | 0-1 | .000 | 0 | 1 | 1 | 1.2 | 3 | 0 | 0 | 0 | 0 | 0 | 1.0 |
| KENNESAW STATE | 01/02/17 | dnp | - | - | - | - | - | - | - | - | - | - | - | - | - | - | - | - | - |
| SOUTHEAST MISSOURI | 01/05/17 | dnp | - | - | - | - | - | - | - | - | - | - | - | - | - | - | - | - | - |
| UT MARTIN | 01/07/17 | dnp | - | - | - | - | - | - | - | - | - | - | - | - | - | - | - | - | - |
| at Eastern Kentucky | 01/12/17 | 0 | 0-0 | .000 | 0-0 | .000 | 0-0 | .000 | 0 | 0 | 0 | 1.1 | 0 | 0 | 0 | 0 | 0 | 0 | 0.9 |
| at Morehead State | 01/14/17 | dnp | - | - | - | - | - | - | - | - | - | - | - | - | - | - | - | - | - |
| TENNESSEE TECH | 01/19/17 | 7 | 0-3 | .000 | 0-2 | .000 | 2-2 | 1.000 | 1 | 1 | 2 | 1.2 | 1 | 0 | 0 | 0 | 0 | 2 | 1.0 |
| JACKSONVILLE STATE | 01/21/17 | 5 | 0-0 | .000 | 0-0 | .000 | 0-0 | .000 | 0 | 0 | 0 | 1.1 | 3 | 0 | 1 | 0 | 0 | 0 | 0.9 |
| Totals | | 0 | 64 | 3-11 | .273 | 1-5 | .200 | 4-7 | .571 | 5 | 8 | 13 | 1.1 | 17 | 1 | 1 | 0 | 11 | 0.9 |

Games played: 12
 Minutes/game: 5.3
 Points/game: 0.9
 FG Pct: 27.3
 3FG Pct: 20.0
 FT Pct: 57.1

Rebounds/game: 1.1
 Assists/game: 0.1
 Turnovers/game: 0.1
 Assist/turnover ratio: 1.0

CAREER STATISTICS ▶▶

▶▶ SPENT 2014-15 AT ANCILLA COLLEGE, A JUNIOR COLLEGE IN INDIANA BUT DID NOT PLAY

| | | | Total | | 3-Point | | F-Throws | | Rebounds | | | | | | | | | | | Scoring | |
|---------|-------|---------|--------|------|---------|------|----------|------|----------|-----|-----|-----|----|----|-----|----|-----|-----|-----|---------|--|
| Season | gp-gs | min/avg | fg-fga | pct | fg-fga | pct | ft-fa | pct | off | def | tot | avg | pf | fo | ast | to | blk | stl | pts | avg | |
| 2015-16 | 23-1 | 163/7.1 | 12-25 | .480 | 4-13 | .308 | 3-8 | .375 | 12 | 15 | 27 | 1.2 | 39 | 2 | 1 | 15 | 0 | 2 | 31 | 1.3 | |
| 2016-17 | 12-0 | 64/5.3 | 3-11 | .273 | 1-5 | .200 | 4-7 | .571 | 5 | 8 | 13 | 1.1 | 17 | 1 | 1 | 1 | 0 | 0 | 11 | 0.9 | |
| TOTAL | 35-1 | 227/6.5 | 15-36 | .417 | 5-18 | .278 | 7-15 | .467 | 17 | 23 | 40 | 1.1 | 56 | 3 | 2 | 16 | 0 | 2 | 42 | 1.2 | |



DARREON REDDICK

6-4 | 195 | Jr. | G

Belleville, Ill.

(Belleville East HS)

2016-17 HIGHS ▶▶

Points: 17 (2x, last at Murray State, 12/31/16)
FG Made: 6 (at Duke, 12/19/16)
3-PT FG Made: 5 (vs. Covenant, 12/27/16)
FT Made: 5 (at Murray State, 12/31/16)
Rebounds: 5 (vs. Northern Arizona, 11/12/16)
Assists: 3 (2x, last at Eastern Kentucky, 1/12/17)
Steals: 2 (2x, last at Eastern Kentucky, 1/12/17)
Blocks: 1 (at NC State, 12/10/16)
Minutes: 40 (at NC State, 12/10/16)

CAREER HIGHS ▶▶

Points: 25 (at Murray St., 1/17/15)
FG Made: 7 (2x, last at Murray St., 1/17/15)
3-PT FG Made: 5 (vs. Covenant, 12/27/16)
FT Made: 8 (at Murray St., 1/17/15)
Rebounds: 13 (vs. Fisk, 11/20/14)
Assists: 8 (vs. Alcorn St., 12/19/15)
Steals: 4 (vs. Belmont, 1/25/15)
Blocks: 1 (3x, last at NC State, 12/10/16)
Minutes: 40 (at NC State, 12/10/16)

SPECIALTY STATISTICS ▶▶

| CATEGORY | '16-17 | CAREER |
|-------------------------|--------|--------|
| Double-Digit Points: | 8 | 26 |
| Double-Digit Rebounds: | 0 | 1 |
| Double-Doubles: | 0 | 1 |
| 20+ Point Games: | 0 | 1 |
| 30+ Point Games: | 0 | 0 |
| Lead TSU in Scoring: | 2 | 9 |
| Lead TSU in Rebounding: | 0 | 5 |
| Lead TSU in Assists: | 1 | 12 |

DARREON REDDICK INFORMATION ▶▶

▶ DARE-ee-on RED-ick

TENNESSEE STATE, 2016-17 SEASON

▶ Tied for the team lead with 14 points at #5/4 Duke

TENNESSEE STATE, 2015-16 SEASON

▶ Played in all 31 games and had 26 starts as a sophomore
 ▶ Scored in double-figures seven times on the season
 ▶ Had a career-high eight assists vs. Alcorn St.

TENNESSEE STATE, 2014-15 SEASON

▶ Played in all 31 games with 26 starts as a freshman
 ▶ Double-double with 14 pts & season-high 13 rebs vs. Fisk (11/20/14)
 ▶ OVC Freshman of the Week (1/12/15)
 ▶ Season-high 25 points at Murray St. (1/17/15)

HIGH SCHOOL / OTHER

▶ All-State Honorable Mention and First Team All-Conference as a senior for Belleville East HS

GAME-BY-GAME STATISTICS ▶▶

| Opponent | Date | gs | min | Total | | 3-Pointers | | Free throws | | Rebounds | | | | pf | a | t/o | blk | stl | pts | avg |
|---------------------|----------|----|-----|--------|------|------------|------|-------------|-------|----------|-----|-----|-----|----|----|-----|-----|-----|-----|------|
| | | | | fg-fga | pct | 3fg-fga | pct | ft-fa | pct | off | def | tot | avg | | | | | | | |
| vs UC Davis | 11/11/16 | * | 28 | 3-8 | .375 | 1-3 | .333 | 2-4 | .500 | 0 | 2 | 2 | 2.0 | 0 | 2 | 0 | 0 | 0 | 9 | 9.0 |
| vs Northern Arizona | 11/12/16 | * | 19 | 1-4 | .250 | 0-0 | .000 | 1-2 | .500 | 0 | 5 | 5 | 3.5 | 3 | 3 | 2 | 0 | 0 | 3 | 6.0 |
| at Santa Clara | 11/13/16 | * | 25 | 3-10 | .300 | 2-4 | .500 | 2-2 | 1.000 | 1 | 3 | 4 | 3.7 | 1 | 1 | 1 | 0 | 0 | 10 | 7.3 |
| at Middle Tennessee | 11/19/16 | * | 33 | 2-7 | .286 | 1-4 | .250 | 3-5 | .600 | 0 | 1 | 1 | 3.0 | 2 | 0 | 1 | 0 | 0 | 8 | 7.5 |
| at Canisius | 11/23/16 | * | 24 | 2-5 | .400 | 1-3 | .333 | 1-2 | .500 | 0 | 2 | 2 | 2.8 | 1 | 2 | 3 | 0 | 0 | 6 | 7.2 |
| REINHARDT | 11/26/16 | * | 27 | 4-9 | .444 | 2-4 | .500 | 2-2 | 1.000 | 1 | 1 | 2 | 2.7 | 0 | 1 | 3 | 0 | 0 | 12 | 8.0 |
| at Vanderbilt | 11/29/16 | * | 28 | 5-14 | .357 | 2-3 | .667 | 0-0 | .000 | 0 | 0 | 0 | 2.3 | 0 | 0 | 0 | 0 | 0 | 12 | 8.6 |
| at LIPSCOMB | 12/03/16 | * | 32 | 3-11 | .273 | 3-7 | .429 | 1-2 | .500 | 0 | 2 | 2 | 2.3 | 0 | 2 | 0 | 0 | 1 | 10 | 8.8 |
| at NC State | 12/10/16 | * | 40 | 3-8 | .375 | 2-6 | .333 | 0-0 | .000 | 0 | 4 | 4 | 2.4 | 2 | 0 | 4 | 1 | 0 | 8 | 8.7 |
| ALABAMA STATE | 12/14/16 | * | 17 | 3-5 | .600 | 2-4 | .500 | 0-1 | .000 | 0 | 0 | 0 | 2.2 | 2 | 0 | 2 | 0 | 0 | 8 | 8.6 |
| at Duke | 12/19/16 | * | 31 | 6-10 | .600 | 1-5 | .200 | 1-1 | 1.000 | 0 | 4 | 4 | 2.4 | 3 | 0 | 2 | 0 | 0 | 14 | 9.1 |
| COVENANT | 12/27/16 | * | 19 | 5-8 | .625 | 5-7 | .714 | 2-2 | 1.000 | 0 | 3 | 3 | 2.4 | 1 | 0 | 1 | 0 | 2 | 17 | 9.8 |
| at Murray State | 12/31/16 | * | 34 | 5-13 | .385 | 2-5 | .400 | 5-7 | .714 | 0 | 1 | 1 | 2.3 | 4 | 2 | 0 | 0 | 0 | 17 | 10.3 |
| KENNESAW STATE | 01/02/17 | * | 28 | 1-9 | .111 | 0-4 | .000 | 1-2 | .500 | 0 | 1 | 1 | 2.2 | 1 | 2 | 0 | 0 | 1 | 3 | 9.8 |
| SOUTHEAST MISSOURI | 01/05/17 | * | 32 | 1-6 | .167 | 1-4 | .250 | 0-1 | .000 | 0 | 2 | 2 | 2.2 | 2 | 0 | 3 | 0 | 0 | 3 | 9.3 |
| UT MARTIN | 01/07/17 | * | 31 | 5-13 | .385 | 1-7 | .143 | 0-0 | .000 | 0 | 0 | 0 | 2.1 | 2 | 1 | 1 | 0 | 1 | 11 | 9.4 |
| at Eastern Kentucky | 01/12/17 | * | 39 | 3-9 | .333 | 3-6 | .500 | 0-0 | .000 | 0 | 1 | 1 | 2.0 | 1 | 3 | 0 | 0 | 2 | 9 | 9.4 |
| at Morehead State | 01/14/17 | * | 32 | 2-8 | .250 | 0-4 | .000 | 2-2 | 1.000 | 0 | 1 | 1 | 1.9 | 0 | 1 | 1 | 0 | 1 | 6 | 9.2 |
| TENNESSEE TECH | 01/19/17 | * | 17 | 0-6 | .000 | 0-4 | .000 | 0-0 | .000 | 0 | 1 | 1 | 1.9 | 1 | 0 | 0 | 0 | 0 | 0 | 8.7 |
| JACKSONVILLE STATE | 01/21/17 | | dnp | - | - | - | - | - | - | - | - | - | - | - | - | - | - | - | - | - |
| Totals | | 19 | 536 | 57-163 | .350 | 29-84 | .345 | 23-35 | .657 | 2 | 34 | 36 | 1.9 | 26 | 20 | 24 | 1 | 8 | 166 | 8.7 |

Games played: 19
 Minutes/game: 28.2
 Points/game: 8.7
 FG Pct: 35.0
 3FG Pct: 34.5
 FT Pct: 65.7

Rebounds/game: 1.9
 Assists/game: 1.1
 Turnovers/game: 1.3
 Assist/turnover ratio: 0.8
 Steals/game: 0.4
 Blocks/game: 0.1

CAREER STATISTICS ▶▶

| | | | Total | | 3-Point | | F-Throws | | Rebounds | | | | | | | | | | | Scoring | |
|---------|-------|-----------|---------|------|---------|------|----------|------|----------|-----|-----|-----|-----|----|-----|-----|-----|-----|-----|---------|--|
| Season | gp-gs | min/avg | fg-fga | pct | fg-fga | pct | ft-fa | pct | off | def | tot | avg | pf | fo | ast | to | blk | stl | pts | avg | |
| 2014-15 | 31-26 | 842/27.2 | 82-205 | .400 | 22-49 | .449 | 52-75 | .693 | 19 | 93 | 112 | 3.6 | 83 | 5 | 42 | 61 | 2 | 22 | 238 | 7.7 | |
| 2015-16 | 31-26 | 721/23.3 | 54-170 | .318 | 24-88 | .273 | 43-53 | .811 | 9 | 52 | 61 | 2.0 | 38 | 0 | 42 | 38 | 0 | 17 | 175 | 5.6 | |
| 2016-17 | 19-19 | 536/28.2 | 57-163 | .350 | 29-84 | .345 | 23-35 | .657 | 2 | 34 | 36 | 1.9 | 26 | 0 | 20 | 24 | 1 | 8 | 166 | 8.7 | |
| TOTAL | 81-71 | 2099/25.9 | 193-538 | .359 | 75-221 | .339 | 118-163 | .724 | 30 | 179 | 209 | 2.6 | 147 | 5 | 104 | 123 | 3 | 47 | 579 | 7.1 | |

15



XAVIER WILLIAMS

6-9 | 220 | R-Jr. | F
Fairfield, Ala.
(Holmes CC)

2016-17 HIGHS ▶▶

Points: 4 (2x, last vs. Covenant, 12/27/16)
FG Made: 2 (2x, last vs. Covenant, 12/27/16)
3-PT FG Made: 0
FT Made: 0
Rebounds: 5 (vs. Alabama St., 12/14/16)
Assists: 1 (2x, last vs. Covenant, 12/27/16)
Steals: 1 (2x, last at Duke, 12/19/16)
Blocks: 3 (vs. Alabama St., 12/14/16)
Minutes: 14 (vs. Alabama St., 12/14/16)

CAREER HIGHS ▶▶

Points: 5 (at New Mexico, 11/9/13)
FG Made: 2 (3x, last vs. Covenant, 12/27/16)
3-PT FG Made: 0
FT Made: 2 (vs. Jacksonville State, 11/25/13)
Rebounds: 6 (2x, last at Ohio, 12/14/13)
Assists: 1 (3x, last vs. Covenant, 12/27/16)
Steals: 1 (2x, last at Duke, 12/19/16)
Blocks: 3 (vs. Alabama St., 12/14/16)
Minutes: 21 (at New Mexico, 11/9/13)

SPECIALTY STATISTICS ▶▶

| CATEGORY | '16-17 | @TSU | D-1 CAREER |
|-------------------------|--------|------|------------|
| Double-Digit Points: | 0 | 0 | 0 |
| Double-Digit Rebounds: | 0 | 0 | 0 |
| Double-Doubles: | 0 | 0 | 0 |
| 20+ Point Games: | 0 | 0 | 0 |
| 30+ Point Games: | 0 | 0 | 0 |
| Lead TSU in Scoring: | 0 | 0 | -- |
| Lead TSU in Rebounding: | 0 | 0 | -- |
| Lead TSU in Assists: | 0 | 0 | -- |

XAVIER WILLIAMS INFORMATION ▶▶

▶ EX-aye-vier

CENTRAL PARK CHRISTIAN HS

▶ Averaged 15 ppg, 8 rpg and 3 bpg as a senior in 2012-13

HOLMES COMMUNITY COLLEGE, 2015-16 SEASON

▶ Redshirt-soph. season at Holmes Community College in Mississippi
 ▶ Averaged 7.9 points and 5.1 rebounds per game
 ▶ Had double-digit points nine times & double-digit rebounds twice

ALABAMA A&M UNIVERSITY, 2013-14 & 2014-15 SEASONS

▶ Played freshman season ('13-'14) at Alabama A&M
 ▶ Posted 1.3 points and 1.6 rebounds per game
 ▶ Redshirted in 2014-15

GAME-BY-GAME STATISTICS ▶▶

| Opponent | Date | qs | min | Total | | 3-Pointers | | Free throws | | Rebounds | | | | | | | | | | |
|---------------------|----------|-----|-----|--------|------|------------|------|-------------|------|----------|-----|-----|-----|----|---|-----|-----|-----|-----|-----|
| | | | | fg-fga | pct | 3fg-fga | pct | ft-fa | pct | off | def | tot | avg | pf | a | t/o | blk | stl | pts | avg |
| vs UC Davis | 11/11/16 | 4 | 0-0 | .000 | 0-0 | .000 | 0-0 | .000 | 0-0 | 0 | 0 | 0 | 0.0 | 1 | 0 | 0 | 0 | 0 | 0 | 0.0 |
| vs Northern Arizona | 11/12/16 | 5 | 0-1 | .000 | 0-1 | .000 | 0-0 | .000 | 0-0 | 0 | 0 | 0 | 0.0 | 0 | 0 | 0 | 0 | 0 | 0 | 0.0 |
| at Santa Clara | 11/13/16 | 5 | 1-2 | .500 | 0-0 | .000 | 0-0 | .000 | 1 | 0 | 1 | 0.3 | 2 | 0 | 1 | 0 | 0 | 0 | 2 | 0.7 |
| at Middle Tennessee | 11/19/16 | 2 | 0-0 | .000 | 0-0 | .000 | 0-0 | .000 | 0 | 0 | 0 | 0.3 | 0 | 0 | 0 | 0 | 0 | 0 | 0 | 0.5 |
| at Canisius | 11/23/16 | 3 | 0-0 | .000 | 0-0 | .000 | 0-0 | .000 | 0 | 0 | 0 | 0.2 | 0 | 0 | 0 | 0 | 0 | 0 | 0 | 0.4 |
| REINHARDT | 11/26/16 | dnp | - | - | - | - | - | - | - | - | - | - | - | - | - | - | - | - | - | - |
| at Vanderbilt | 11/29/16 | 3 | 0-0 | .000 | 0-0 | .000 | 0-0 | .000 | 0 | 1 | 1 | 0.3 | 0 | 0 | 0 | 0 | 0 | 0 | 0 | 0.3 |
| at LIPSCOMB | 12/03/16 | 1 | 0-0 | .000 | 0-0 | .000 | 0-0 | .000 | 0 | 0 | 0 | 0.3 | 2 | 0 | 0 | 0 | 0 | 0 | 0 | 0.3 |
| at NC State | 12/10/16 | dnp | - | - | - | - | - | - | - | - | - | - | - | - | - | - | - | - | - | - |
| ALABAMA STATE | 12/14/16 | 14 | 2-4 | .500 | 0-1 | .000 | 0-1 | .000 | 0 | 5 | 5 | 0.9 | 1 | 1 | 0 | 3 | 1 | 4 | 0.8 | 0.7 |
| at Duke | 12/19/16 | 3 | 0-1 | .000 | 0-0 | .000 | 0-0 | .000 | 0 | 0 | 0 | 0.8 | 2 | 0 | 0 | 0 | 1 | 0 | 0 | 0.8 |
| COVENANT | 12/27/16 | 12 | 2-4 | .500 | 0-1 | .000 | 0-0 | .000 | 2 | 0 | 2 | 0.9 | 2 | 1 | 2 | 0 | 0 | 4 | 1.0 | |
| at Murray State | 12/31/16 | dnp | - | - | - | - | - | - | - | - | - | - | - | - | - | - | - | - | - | - |
| KENNESAW STATE | 01/02/17 | dnp | - | - | - | - | - | - | - | - | - | - | - | - | - | - | - | - | - | - |
| SOUTHEAST MISSOURI | 01/05/17 | dnp | - | - | - | - | - | - | - | - | - | - | - | - | - | - | - | - | - | - |
| UT MARTIN | 01/07/17 | dnp | - | - | - | - | - | - | - | - | - | - | - | - | - | - | - | - | - | - |
| at Eastern Kentucky | 01/12/17 | dnp | - | - | - | - | - | - | - | - | - | - | - | - | - | - | - | - | - | - |
| at Morehead State | 01/14/17 | dnp | - | - | - | - | - | - | - | - | - | - | - | - | - | - | - | - | - | - |
| TENNESSEE TECH | 01/19/17 | dnp | - | - | - | - | - | - | - | - | - | - | - | - | - | - | - | - | - | - |
| JACKSONVILLE STATE | 01/21/17 | dnp | - | - | - | - | - | - | - | - | - | - | - | - | - | - | - | - | - | - |
| Totals | | 0 | 52 | 5-12 | .417 | 0-3 | .000 | 0-1 | .000 | 3 | 6 | 9 | 0.9 | 10 | 2 | 3 | 3 | 2 | 10 | 1.0 |

Games played: 10
 Minutes/game: 5.2
 Points/game: 1.0
 FG Pct: 41.7
 3FG Pct: 0.0
 FT Pct: 0.0

Rebounds/game: 0.9
 Assists/game: 0.2
 Turnovers/game: 0.3
 Assist/turnover ratio: 0.7
 Steals/game: 0.2
 Blocks/game: 0.3

CAREER STATISTICS ▶▶

▶▶ ATTENDED ALABAMA A&M FOR 2 SEASONS, PLAYING IN 2013-14 & REDSHIRTING IN 2014-15 ▶▶ PLAYED 2015-16 SEASON AT HOLMES COMMUNITY COLLEGE IN MISSISSIPPI

| | | | Total | | 3-Point | | F-Throws | | Rebounds | | | | | | | | | | | Scoring | |
|----------|-------|---------|--------|------|---------|------|----------|------|----------|-----|-----|-----|----|----|-----|----|-----|-----|-----|---------|--|
| Season | gp-gs | min/avg | fg-fga | pct | fg-fga | pct | ft-fa | pct | off | def | tot | avg | pf | fo | ast | to | blk | stl | pts | avg | |
| 2013-14* | 12-0 | 61/5.1 | 4-11 | .364 | 0-0 | .000 | 5-8 | .625 | 5 | 12 | 17 | 1.4 | 12 | 0 | 1 | 5 | 1 | 0 | 13 | 1.1 | |
| 2016-17 | 10-0 | 52/5.2 | 5-12 | .417 | 0-3 | .000 | 0-1 | .000 | 3 | 6 | 9 | 0.9 | 10 | 0 | 2 | 3 | 3 | 2 | 10 | 1.0 | |
| TOTAL | 10-0 | 52/5.2 | 5-12 | .417 | 0-3 | .000 | 0-1 | .000 | 3 | 6 | 9 | 0.9 | 10 | 0 | 2 | 3 | 3 | 2 | 10 | 1.0 | |
| All* | 22-0 | 113/5.1 | 9-23 | .391 | 0-3 | .000 | 5-9 | .556 | 8 | 18 | 26 | 1.2 | 22 | 0 | 3 | 8 | 4 | 2 | 23 | 1.0 | |

* Statistics from prior team/school



CHRISTIAN MEKOWULU

6-9 | 240 | R-So. | F
Lagos, Nigeria
(Covenant Christian HS (Ga.))

2016-17 HIGHS ▶▶

Points: 12 (vs. Alabama St., 12/14/16)
FG Made: 4 (2x, last vs. Alabama St., 12/14/16)
3-PT FG Made: 0
FT Made: 4 (2x, last vs. Alabama St., 12/14/16)
Rebounds: 9 (at NC State, 12/10/16)
Assists: 2 (at NC State, 12/10/16)
Steals: 2 (3x, last vs. Tennessee Tech, 1/19/17)
Blocks: 2 (2x, last vs. UT Martin, 1/7/17)
Minutes: 30 (at NC State, 12/10/16)

CAREER HIGHS ▶▶

Points: 20 (at Morehead St., 2/5/15)
FG Made: 7 (at Morehead St., 2/5/15)
3-PT FG Made: 0
FT Made: 9 (vs. Southeast Missouri, 1/3/15)
Rebounds: 13 (at Hampton, 12/19/14)
Assists: 3 (at Tennessee, 12/27/14)
Steals: 3 (vs. Morehead St., 2/23/15)
Blocks: 3 (vs. St. Francis Brooklyn, 11/29/14)
Minutes: 35 (at Middle Tennessee, 12/21/14)

SPECIALTY STATISTICS ▶▶

| CATEGORY | '16-17 | CAREER |
|-------------------------|--------|--------|
| Double-Digit Points: | 3 | 11 |
| Double-Digit Rebounds: | 0 | 5 |
| Double-Doubles: | 0 | 2 |
| 20+ Point Games: | 0 | 1 |
| 30+ Point Games: | 0 | 0 |
| Lead TSU in Scoring: | 0 | 6 |
| Lead TSU in Rebounding: | 0 | 12 |
| Lead TSU in Assists: | 0 | 0 |

CHRISTIAN MEKOWULU INFORMATION ▶▶

▶ mek-uh-WUU-Luu

TENNESSEE STATE, 2015-16 SEASON

▶ Missed the 2015-16 season due to knee injury

TENNESSEE STATE, 2014-15 SEASON

▶ Led TSU in rebounding 12 times
 ▶ OVC Co-Freshman of the Week (12/1/14)
 ▶ OVC Freshman of the Week (1/5/15)
 ▶ Double-doubles vs. Kennesaw State (16 pts & 11 rebs) and SIUE (12 pts & 12 rebs)

HIGH SCHOOL/OTHER

▶ Averaged double-double of 12 ppg and 11 rpg as a senior at Covenant Christian Ministries Academy
 ▶ 14th best forward & 36th best player from Ga. according to maxpreps.com
 ▶ Has a 7'3 Wingspan, which is the longest on the team

GAME-BY-GAME STATISTICS ▶▶

| Opponent | Date | gs | min | Total | | 3-Pointers | | Free throws | | Rebounds | | | | pf | a | t/o | blk | stl | pts | avg |
|---------------------|----------|------|-----|--------|------|------------|------|-------------|------|----------|-----|-----|-----|----|---|-----|-----|-----|-----|-----|
| | | | | fg-fga | pct | 3fg-fga | pct | ft-fa | pct | off | def | tot | avg | | | | | | | |
| vs UC Davis | 11/11/16 | 11 | 2-4 | .500 | 0-0 | .000 | 0-0 | .000 | 2-4 | 2 | 4 | 6 | 6.0 | 5 | 0 | 0 | 0 | 0 | 4 | 4.0 |
| vs Northern Arizona | 11/12/16 | 6 | 1-2 | .500 | 0-0 | .000 | 2-2 | 1.000 | 0 | 0 | 2 | 2 | 4.0 | 4 | 0 | 0 | 1 | 0 | 4 | 4.0 |
| at Santa Clara | 11/13/16 | 12 | 0-1 | .000 | 0-0 | .000 | 0-0 | .000 | 0 | 0 | 0 | 2.7 | 2 | 1 | 1 | 1 | 0 | 0 | 2.7 | |
| at Middle Tennessee | 11/19/16 | 13 | 0-1 | .000 | 0-0 | .000 | 0-0 | .000 | 0 | 0 | 0 | 2.0 | 2 | 0 | 2 | 1 | 0 | 0 | 2.0 | |
| at Canisius | 11/23/16 | 21 | 2-5 | .400 | 0-0 | .000 | 2-4 | .500 | 2 | 4 | 6 | 2.8 | 2 | 0 | 2 | 1 | 2 | 6 | 2.8 | |
| REINHARDT | 11/26/16 | 19 | 4-7 | .571 | 0-0 | .000 | 3-3 | 1.000 | 1 | 1 | 2 | 2.7 | 0 | 0 | 1 | 0 | 0 | 11 | 4.2 | |
| at Vanderbilt | 11/29/16 | 19 | 0-0 | .000 | 0-0 | .000 | 1-2 | .500 | 1 | 0 | 1 | 2.4 | 3 | 0 | 2 | 1 | 0 | 1 | 3.7 | |
| at LIPSCOMB | 12/03/16 | 10 | 3-7 | .429 | 0-0 | .000 | 4-5 | .800 | 3 | 0 | 3 | 2.5 | 4 | 0 | 1 | 2 | 0 | 10 | 4.5 | |
| at NC State | 12/10/16 | 30 | 1-6 | .167 | 0-0 | .000 | 3-4 | .750 | 3 | 6 | 9 | 3.2 | 2 | 2 | 4 | 0 | 1 | 5 | 4.6 | |
| ALABAMA STATE | 12/14/16 | 22 | 4-6 | .667 | 0-0 | .000 | 4-7 | .571 | 0 | 5 | 5 | 3.4 | 1 | 0 | 2 | 1 | 1 | 12 | 5.3 | |
| at Duke | 12/19/16 | 15 | 1-2 | .500 | 0-0 | .000 | 0-0 | .000 | 0 | 4 | 4 | 3.5 | 5 | 0 | 0 | 1 | 0 | 2 | 5.0 | |
| COVENANT | 12/27/16 | 16 | 0-0 | .000 | 0-0 | .000 | 3-4 | .750 | 0 | 4 | 4 | 3.5 | 0 | 1 | 0 | 0 | 0 | 3 | 4.8 | |
| at Murray State | 12/31/16 | 8 | 0-0 | .000 | 0-0 | .000 | 0-0 | .000 | 0 | 0 | 0 | 3.2 | 5 | 0 | 1 | 0 | 0 | 0 | 4.5 | |
| KENNESAW STATE | 01/02/17 | * 13 | 1-2 | .500 | 0-0 | .000 | 2-2 | 1.000 | 1 | 2 | 3 | 3.2 | 1 | 1 | 1 | 0 | 0 | 4 | 4.4 | |
| SOUTHEAST MISSOURI | 01/05/17 | * 25 | 2-3 | .667 | 0-0 | .000 | 2-5 | .400 | 2 | 6 | 8 | 3.5 | 2 | 0 | 3 | 0 | 1 | 6 | 4.5 | |
| UT MARTIN | 01/07/17 | * 21 | 0-0 | .000 | 0-0 | .000 | 0-0 | .000 | 1 | 3 | 4 | 3.6 | 1 | 0 | 2 | 2 | 2 | 0 | 4.3 | |
| at Eastern Kentucky | 01/12/17 | * 16 | 1-3 | .333 | 0-0 | .000 | 2-3 | .667 | 3 | 3 | 6 | 3.7 | 5 | 0 | 1 | 0 | 0 | 4 | 4.2 | |
| at Morehead State | 01/14/17 | * 23 | 1-1 | 1.000 | 0-0 | .000 | 0-0 | .000 | 0 | 2 | 2 | 3.6 | 3 | 1 | 0 | 0 | 0 | 2 | 4.1 | |
| TENNESSEE TECH | 01/19/17 | * 25 | 3-4 | .750 | 0-0 | .000 | 1-4 | .250 | 4 | 2 | 6 | 3.7 | 2 | 0 | 1 | 1 | 2 | 7 | 4.3 | |
| JACKSONVILLE STATE | 01/21/17 | * 20 | 0-3 | .000 | 0-1 | .000 | 0-0 | .000 | 1 | 0 | 1 | 3.6 | 5 | 0 | 2 | 0 | 0 | 0 | 4.1 | |
| Totals | | 7 | 345 | 26-57 | .456 | 0-1 | .000 | 29-45 | .644 | 24 | 48 | 72 | 3.6 | 54 | 6 | 26 | 12 | 9 | 81 | 4.1 |

Games played: 20
 Minutes/game: 17.3
 Points/game: 4.1
 FG Pct: 45.6
 3FG Pct: 0.0
 FT Pct: 64.4

Rebounds/game: 3.6
 Assists/game: 0.3
 Turnovers/game: 1.3
 Assist/turnover ratio: 0.2
 Steals/game: 0.5
 Blocks/game: 0.6

CAREER STATISTICS ▶▶

▶▶ MISSED THE 2015-16 SEASON DUE TO KNEE INJURY

| | | | Total | | 3-Point | | F-Throws | | | Rebounds | | | | | | | | | | | Scoring | |
|---------|-------|----------|--------|------|---------|------|----------|------|-----|----------|-----|-----|-----|----|-----|----|-----|-----|-----|-----|---------|--|
| Season | gp-gs | min/avg | fg-fga | pct | fg-fga | pct | ft-fa | pct | off | def | tot | avg | pf | fo | ast | to | blk | stl | pts | avg | | |
| 2014-15 | 26-21 | 631/24.3 | 64-160 | .400 | 0-0 | .000 | 80-135 | .593 | 39 | 99 | 138 | 5.3 | 90 | 5 | 10 | 52 | 18 | 16 | 208 | 8.0 | | |
| 2016-17 | 20-7 | 345/17.3 | 26-57 | .456 | 0-1 | .000 | 29-45 | .644 | 24 | 48 | 72 | 3.6 | 54 | 5 | 6 | 26 | 12 | 9 | 81 | 4.1 | | |
| TOTAL | 46-28 | 976/21.2 | 90-217 | .415 | 0-1 | .000 | 109-180 | .606 | 63 | 147 | 210 | 4.6 | 144 | 10 | 16 | 78 | 30 | 25 | 289 | 6.3 | | |



DANIEL CUMMINGS

6-5 | 220 | Fr. | G/F
Toronto, Ont.
(Orangeville Prep)

2016-17 HIGHS ▶▶

Points: 0
FG Made: 0
3-PT FG Made: 0
FT Made: 0
Rebounds: 0
Assists: 0
Steals: 0
Blocks: 0
Minutes: 0

CAREER HIGHS ▶▶

Points: 0
FG Made: 0
3-PT FG Made: 0
FT Made: 0
Rebounds: 0
Assists: 0
Steals: 0
Blocks: 0
Minutes: 0

SPECIALTY STATISTICS ▶▶

| CATEGORY | '16-17 | CAREER |
|-------------------------|--------|--------|
| Double-Digit Points: | 0 | 0 |
| Double-Digit Rebounds: | 0 | 0 |
| Double-Doubles: | 0 | 0 |
| 20+ Point Games: | 0 | 0 |
| 30+ Point Games: | 0 | 0 |
| Lead TSU in Scoring: | 0 | 0 |
| Lead TSU in Rebounding: | 0 | 0 |
| Lead TSU in Assists: | 0 | 0 |

DANIEL CUMMINGS INFORMATION ▶▶

HIGH SCHOOL / OTHER

- ▶ Played 2015-16 post-grad season at Orangeville Prep in Canada
- ▶ Averaged 11 ppg, 7 rpg and 3 apg for Orangeville Prep
- ▶ Played senior year ('14-15) at St. Benedict's Prep in Newark, N.J.
- ▶ St. Benedict's Prep went 31-6, won NJ State Prep Championship
- ▶ Put up seven points, seven rebounds and 2.5 assists per game
- ▶ First three years of high school at St. Andrew's College in Ontario
- ▶ Represented Canada at the U-17 FIBA World Championships in Dubai in 2014 and in the FIBA Americas U-16 Championships in 2013

GAME-BY-GAME STATISTICS ▶▶

▶▶ HAS NOT APPEARED IN A GAME THIS SEASON

CAREER STATISTICS ▶▶

▶▶ HAS NOT APPEARED IN A GAME IN COLLEGIATE CAREER



A'TOREY EVERETT

6-4 | 190 | So. | G

Dallas, Texas

(Murray State College)

2016-17 HIGHS ▶▶

Points: 12 (at Murray State, 12/31/16)
FG Made: 4 (2x, last at Murray State, 12/31/16)
3-PT FG Made: 1 (2x, last at Murray State, 12/31/16)
FT Made: 3 (3x, last at Morehead St., 1/14/17)
Rebounds: 4 (vs. Northern Arizona, 11/12/16)
Assists: 3 (vs. Jacksonville St., 1/21/17)
Steals: 1 (vs. Covenant, 12/27/16)
Blocks: 1 (vs. Tennessee Tech, 1/19/17)
Minutes: 25 (vs. Southeast Missouri, 1/5/17)

CAREER HIGHS ▶▶

Points: 12 (at Murray State, 12/31/16)
FG Made: 4 (2x, last at Murray State, 12/31/16)
3-PT FG Made: 1 (2x, last at Murray State, 12/31/16)
FT Made: 3 (3x, last at Morehead St., 1/14/17)
Rebounds: 4 (vs. Northern Arizona, 11/12/16)
Assists: 2 (3x, last at Eastern Kentucky, 1/12/17)
Steals: 1 (vs. Covenant, 12/27/16)
Blocks: 1 (vs. Tennessee Tech, 1/19/17)
Minutes: 25 (vs. Southeast Missouri, 1/5/17)

SPECIALTY STATISTICS ▶▶

| CATEGORY | '16-17 | CAREER |
|-------------------------|--------|--------|
| Double-Digit Points: | 2 | 2 |
| Double-Digit Rebounds: | 0 | 0 |
| Double-Doubles: | 0 | 0 |
| 20+ Point Games: | 0 | 0 |
| 30+ Point Games: | 0 | 0 |
| Lead TSU in Scoring: | 0 | 0 |
| Lead TSU in Rebounding: | 0 | 0 |
| Lead TSU in Assists: | 1 | 1 |

A'TOREY EVERETT INFORMATION ▶▶

▶ uh-TORE-ee

HIGH SCHOOL / OTHER

- ▶ Averaged 21 ppg as a senior at Berkner HS in Texas
- ▶ Earned District MVP
- ▶ Second Team All-State in Texas

MURRAY STATE COLLEGE, 2015-16 SEASON

- ▶ Spent freshman year at Murray State College, a junior college in Oklahoma
- ▶ Led MSC with 17.4 points per game
- ▶ Averaged 3.3 rebounds and 3.0 assists per game
- ▶ Shot 46.0 percent overall and 45.7 percent from three-point range
- ▶ Scored in double figures 25 times as a freshman
- ▶ Scored a season-high 43 points against Carl Albert State

GAME-BY-GAME STATISTICS ▶▶

| Opponent | Date | gs | min | Total | | 3-Pointers | | Free throws | | Rebounds | | | | | | | | | | |
|---------------------|----------|-----|-----|--------|------|------------|------|-------------|------|----------|-----|-----|-----|----|----|-----|-----|-----|-----|-----|
| | | | | fg-fga | pct | 3fg-fga | pct | ft-fa | pct | off | def | tot | avg | pf | a | t/o | blk | stl | pts | avg |
| vs UC Davis | 11/11/16 | 6 | 1-1 | 1.000 | 1-1 | 1.000 | 0-0 | .000 | 0 | 0 | 0 | 0 | 0.0 | 1 | 0 | 2 | 0 | 0 | 3 | 3.0 |
| vs Northern Arizona | 11/12/16 | 8 | 1-3 | .333 | 0-0 | .000 | 2-2 | 1.000 | 1 | 3 | 4 | 2.0 | 0 | 0 | 1 | 0 | 0 | 4 | 3.5 | |
| at Santa Clara | 11/13/16 | 6 | 0-2 | .000 | 0-0 | .000 | 0-0 | .000 | 0 | 0 | 0 | 1.3 | 1 | 1 | 0 | 0 | 0 | 0 | 2.3 | |
| at Middle Tennessee | 11/19/16 | dnp | - | - | - | - | - | - | - | - | - | - | - | - | - | - | - | - | - | |
| at Canisius | 11/23/16 | 7 | 0-0 | .000 | 0-0 | .000 | 0-0 | .000 | 0 | 1 | 1 | 1.3 | 0 | 0 | 1 | 0 | 0 | 0 | 1.8 | |
| REINHARDT | 11/26/16 | dnp | - | - | - | - | - | - | - | - | - | - | - | - | - | - | - | - | - | |
| at Vanderbilt | 11/29/16 | 3 | 0-0 | .000 | 0-0 | .000 | 0-0 | .000 | 0 | 0 | 0 | 1.0 | 0 | 0 | 0 | 0 | 0 | 0 | 1.4 | |
| at LIPSCOMB | 12/03/16 | 5 | 1-1 | 1.000 | 0-0 | .000 | 0-0 | .000 | 0 | 0 | 0 | 0.8 | 0 | 0 | 0 | 0 | 0 | 0 | 2 | 1.5 |
| at NC State | 12/10/16 | 4 | 0-0 | .000 | 0-0 | .000 | 0-0 | .000 | 0 | 2 | 2 | 1.0 | 0 | 0 | 0 | 0 | 0 | 0 | 1.3 | |
| ALABAMA STATE | 12/14/16 | 17 | 0-2 | .000 | 0-0 | .000 | 2-2 | 1.000 | 0 | 1 | 1 | 1.0 | 3 | 1 | 1 | 0 | 0 | 0 | 2 | 1.4 |
| at Duke | 12/19/16 | 8 | 0-0 | .000 | 0-0 | .000 | 0-0 | .000 | 0 | 0 | 0 | 0.9 | 2 | 0 | 1 | 0 | 0 | 0 | 1.2 | |
| COVENANT | 12/27/16 | 16 | 4-7 | .571 | 0-0 | .000 | 2-2 | 1.000 | 0 | 3 | 3 | 1.1 | 3 | 0 | 1 | 0 | 1 | 10 | 2.1 | |
| at Murray State | 12/31/16 | 19 | 4-8 | .500 | 1-2 | .500 | 3-3 | 1.000 | 1 | 0 | 1 | 1.1 | 2 | 2 | 1 | 0 | 0 | 12 | 3.0 | |
| KENNESAW STATE | 01/02/17 | 18 | 0-2 | .000 | 0-0 | .000 | 1-2 | .500 | 0 | 1 | 1 | 1.1 | 4 | 2 | 1 | 0 | 0 | 1 | 2.8 | |
| SOUTHEAST MISSOURI | 01/05/17 | 25 | 0-1 | .000 | 0-1 | .000 | 3-4 | .750 | 0 | 1 | 1 | 1.1 | 5 | 1 | 1 | 0 | 0 | 3 | 2.8 | |
| UT MARTIN | 01/07/17 | 7 | 0-2 | .000 | 0-0 | .000 | 2-2 | 1.000 | 0 | 1 | 1 | 1.1 | 1 | 1 | 1 | 0 | 0 | 2 | 2.8 | |
| at Eastern Kentucky | 01/12/17 | 11 | 0-1 | .000 | 0-0 | .000 | 2-2 | 1.000 | 0 | 0 | 0 | 1.0 | 1 | 2 | 1 | 0 | 0 | 2 | 2.7 | |
| at Morehead State | 01/14/17 | 6 | 0-0 | .000 | 0-0 | .000 | 3-4 | .750 | 0 | 0 | 0 | 0.9 | 1 | 1 | 1 | 0 | 0 | 3 | 2.8 | |
| TENNESSEE TECH | 01/19/17 | 23 | 3-7 | .429 | 1-1 | 1.000 | 0-1 | .000 | 0 | 2 | 2 | 1.0 | 3 | 1 | 3 | 1 | 0 | 7 | 3.0 | |
| JACKSONVILLE STATE | 01/21/17 | 15 | 0-0 | .000 | 0-0 | .000 | 0-0 | .000 | 0 | 1 | 1 | 1.0 | 2 | 3 | 1 | 0 | 0 | 0 | 2.8 | |
| Totals | | 0 | 204 | 14-37 | .378 | 3-5 | .600 | 20-24 | .833 | 2 | 16 | 18 | 1.0 | 29 | 15 | 17 | 1 | 1 | 51 | 2.8 |

Games played: 18
 Minutes/game: 11.3
 Points/game: 2.8
 FG Pct: 37.8
 3FG Pct: 60.0
 FT Pct: 83.3

Rebounds/game: 1.0
 Assists/game: 0.8
 Turnovers/game: 0.9
 Assist/turnover ratio: 0.9
 Steals/game: 0.1
 Blocks/game: 0.1

CAREER STATISTICS ▶▶

▶▶ PLAYED 2015-16 SEASON AT MURRAY STATE COLLEGE, A JUNIOR COLLEGE IN OKLAHOMA

| Season | gp-gs | min/avg | Total fg-fga | pct | 3-Point fg-fga | pct | F-Throws ft-fa | pct | Rebounds off def tot | avg | pf | fo | ast | to | blk | stl | Scoring pts | avg |
|---------|-------|----------|-----------------|------|-------------------|------|-------------------|------|-------------------------|-----|----|-----|-----|----|-----|-----|----------------|-----|
| 2016-17 | 18-0 | 204/11.3 | 14-37 | .378 | 3-5 | .600 | 20-24 | .833 | 2 | 16 | 18 | 1.0 | 29 | 1 | 15 | 17 | 51 | 2.8 |
| TOTAL | 18-0 | 204/11.3 | 14-37 | .378 | 3-5 | .600 | 20-24 | .833 | 2 | 16 | 18 | 1.0 | 29 | 1 | 15 | 17 | 51 | 2.8 |



KHALILL SPENCER

6-4 | 230 | R-Fr. | G/F
Memphis, Tenn.
(Ridgeway HS)

2016-17 HIGHS ▶▶

Points: 2 (vs. Covenant, 12/27/16)
FG Made: 1 (vs. Covenant, 12/27/16)
3-PT FG Made: 0
FT Made: 1 (vs. Reinhardt, 11/26/16)
Rebounds: 1 (2x, last vs. Covenant, 12/27/16)
Assists: 0
Steals: 1 (vs. Reinhardt, 11/26/16)
Blocks: 0
Minutes: 5 (vs. Reinhardt, 11/26/16)

CAREER HIGHS ▶▶

Points: 2 (vs. Covenant, 12/27/16)
FG Made: 1 (vs. Covenant, 12/27/16)
3-PT FG Made: 0
FT Made: 1 (vs. Reinhardt, 11/26/16)
Rebounds: 1 (2x, last vs. Covenant, 12/27/16)
Assists: 0
Steals: 1 (vs. Reinhardt, 11/26/16)
Blocks: 0
Minutes: 5 (vs. Reinhardt, 11/26/16)

SPECIALTY STATISTICS ▶▶

| CATEGORY | '16-17 | CAREER |
|-------------------------|--------|--------|
| Double-Digit Points: | 0 | 0 |
| Double-Digit Rebounds: | 0 | 0 |
| Double-Doubles: | 0 | 0 |
| 20+ Point Games: | 0 | 0 |
| 30+ Point Games: | 0 | 0 |
| Lead TSU in Scoring: | 0 | 0 |
| Lead TSU in Rebounding: | 0 | 0 |
| Lead TSU in Assists: | 0 | 0 |

KHALILL SPENCER INFORMATION ▶▶

▶ Redshirt season in 2015-16

HIGH SCHOOL / OTHER

- ▶ Four-time All-State and All-City selection
- ▶ Averaged 20 points per game as a senior
- ▶ Also played at Mitchell HS in Memphis and Booker T. Washington HS during high school career
- ▶ Averaged 20 points per contest at Booker T. Washington as a freshman and helped guide his team to a berth in the Class A State Tournament

GAME-BY-GAME STATISTICS ▶▶

| Opponent | Date | gs | min | Total | | 3-Pointers | | Free throws | | Rebounds | | | | pf | a | t/o | blk | stl | pts | avg |
|---------------------|----------|-----|-----|-------|-------|------------|------|-------------|------|----------|---|-----|-----|----|---|-----|-----|-----|-----|-----|
| vs UC Davis | 11/11/16 | dnp | - | - | - | - | - | - | - | - | - | - | - | - | - | - | - | - | - | - |
| vs Northern Arizona | 11/12/16 | dnp | - | - | - | - | - | - | - | - | - | - | - | - | - | - | - | - | - | - |
| at Santa Clara | 11/13/16 | dnp | - | - | - | - | - | - | - | - | - | - | - | - | - | - | - | - | - | - |
| at Middle Tennessee | 11/19/16 | dnp | - | - | - | - | - | - | - | - | - | - | - | - | - | - | - | - | - | - |
| at Canisius | 11/23/16 | dnp | - | - | - | - | - | - | - | - | - | - | - | - | - | - | - | - | - | - |
| REINHARDT | 11/26/16 | 5 | 0-0 | .000 | 0-0 | .000 | 1-4 | .250 | 1 | 0 | 1 | 1.0 | 0 | 0 | 0 | 0 | 1 | 1 | 1.0 | |
| at Vanderbilt | 11/29/16 | dnp | - | - | - | - | - | - | - | - | - | - | - | - | - | - | - | - | - | - |
| at LIPSCOMB | 12/03/16 | dnp | - | - | - | - | - | - | - | - | - | - | - | - | - | - | - | - | - | - |
| at NC State | 12/10/16 | dnp | - | - | - | - | - | - | - | - | - | - | - | - | - | - | - | - | - | - |
| ALABAMA STATE | 12/14/16 | 4 | 0-0 | .000 | 0-0 | .000 | 0-0 | .000 | 0 | 0 | 0 | 0.5 | 1 | 0 | 1 | 0 | 0 | 0 | 0.5 | |
| at Duke | 12/19/16 | 1 | 0-0 | .000 | 0-0 | .000 | 0-0 | .000 | 0 | 0 | 0 | 0.3 | 0 | 0 | 0 | 0 | 0 | 0 | 0.3 | |
| COVENANT | 12/27/16 | 4 | 1-1 | 1.000 | 0-0 | .000 | 0-0 | .000 | 0 | 1 | 1 | 0.5 | 1 | 0 | 1 | 0 | 0 | 2 | 0.8 | |
| at Murray State | 12/31/16 | dnp | - | - | - | - | - | - | - | - | - | - | - | - | - | - | - | - | - | - |
| KENNESAW STATE | 01/02/17 | dnp | - | - | - | - | - | - | - | - | - | - | - | - | - | - | - | - | - | - |
| SOUTHEAST MISSOURI | 01/05/17 | dnp | - | - | - | - | - | - | - | - | - | - | - | - | - | - | - | - | - | - |
| UT MARTIN | 01/07/17 | dnp | - | - | - | - | - | - | - | - | - | - | - | - | - | - | - | - | - | - |
| at Eastern Kentucky | 01/12/17 | dnp | - | - | - | - | - | - | - | - | - | - | - | - | - | - | - | - | - | - |
| at Morehead State | 01/14/17 | dnp | - | - | - | - | - | - | - | - | - | - | - | - | - | - | - | - | - | - |
| TENNESSEE TECH | 01/19/17 | dnp | - | - | - | - | - | - | - | - | - | - | - | - | - | - | - | - | - | - |
| JACKSONVILLE STATE | 01/21/17 | dnp | - | - | - | - | - | - | - | - | - | - | - | - | - | - | - | - | - | - |
| Totals | | 0 | 14 | 1-1 | 1.000 | 0-0 | .000 | 1-4 | .250 | 1 | 1 | 2 | 0.5 | 2 | 0 | 2 | 0 | 1 | 3 | 0.8 |

Games played: 4
 Minutes/game: 3.5
 Points/game: 0.8
 FG Pct: 100.0
 FT Pct: 25.0

Rebounds/game: 0.5
 Turnovers/game: 0.5
 Steals/game: 0.3

CAREER STATISTICS ▶▶

▶▶ REDSHIRTED IN FIRST SEASON AT TSU IN 2015-16

| | | | Total | | 3-Point | | F-Throws | | Rebounds | | | | | | | | | | Scoring | |
|---------|-------|---------|--------|-------|---------|------|----------|------|----------|-----|-----|-----|----|----|-----|----|-----|-----|---------|-----|
| Season | gp-gs | min/avg | fg-fga | pct | fg-fga | pct | ft-fa | pct | off | def | tot | avg | pf | fo | ast | to | blk | stl | pts | avg |
| 2016-17 | 4-0 | 14/3.5 | 1-1 | 1.000 | 0-0 | .000 | 1-4 | .250 | 1 | 1 | 2 | 0.5 | 2 | 0 | 0 | 2 | 0 | 1 | 3 | 0.8 |
| TOTAL | 4-0 | 14/3.5 | 1-1 | 1.000 | 0-0 | .000 | 1-4 | .250 | 1 | 1 | 2 | 0.5 | 2 | 0 | 0 | 2 | 0 | 1 | 3 | 0.8 |



WAYNE MARTIN

6-7 | 237 | R-Sr. | F
Brooklyn, N.Y.
(Navarro College)

2016-17 HIGHS ▶▶

Points: 26 (at Morehead St., 1/14/17)
FG Made: 11 (at Morehead St., 1/14/17)
3-PT FG Made: 2 (at Santa Clara, 11/13/16)
FT Made: 5 (4x, last vs. Tennessee Tech, 1/19/17)
Rebounds: 17 (2x, last vs. Tennessee Tech, 1/19/17)
Assists: 3 (at Morehead St., 1/14/17)
Steals: 3 (at Morehead St., 1/14/17)
Blocks: 3 (at Murray State, 12/31/16)
Minutes: 40 (at Murray State, 12/31/16)

CAREER HIGHS ▶▶

Points: 27 (at Loyola, 11/13/15)
FG Made: 11 (at Morehead St., 1/14/17)
3-PT FG Made: 2 (at Santa Clara, 11/13/16)
FT Made: 8 (vs. Fisk, 11/18/15)
Rebounds: 21 (at Loyola, 11/13/15)
Assists: 3 (3x, last at Morehead St., 1/14/17)
Steals: 3 (2x, last at Morehead St., 1/14/17)
Blocks: 7 (vs. Wagner, 2/1/14)
Minutes: 42 (at Stetson, 12/14/15)

SPECIALTY STATISTICS ▶▶

| CATEGORY | '16-17 | @TSU | D-1 CAREER |
|-------------------------|--------|------|------------|
| Double-Digit Points: | 16 | 33 | 39 |
| Double-Digit Rebounds: | 10 | 23 | 23 |
| Double-Doubles: | 9 | 19 | 19 |
| 20+ Point Games: | 3 | 6 | 6 |
| 30+ Point Games: | 0 | 0 | 0 |
| Lead TSU in Scoring: | 6 | 10 | -- |
| Lead TSU in Rebounding: | 13 | 32 | -- |
| Lead TSU in Assists: | 0 | 0 | -- |

WAYNE MARTIN INFORMATION ▶▶

TENNESSEE STATE, 2016-17 SEASON

- ▶ Preseason All-Ohio Valley Conference selection
- ▶ Double-doubles vs. UC Davis, MTSU, Canisius, Lipscomb, Covenant, Murray State, Kennesaw State, Eastern Kentucky and Tennessee Tech

TENNESSEE STATE, 2015-16 SEASON

- ▶ Led TSU & was third in the OVC with 9.1 rebounds per game
- ▶ TSU's third-leading scorer with 11.1 points per game
- ▶ Posted a team-high 10 double-doubles
- ▶ In first game, went for 27 points & 21 rebounds at Loyola MD, first 20/20 game for an OVC player since Kenneth Faried in 2010-11
- ▶ OVC Newcomer of the Week - 11/16/15
- ▶ OVC Co-Newcomer of the Week - 12/21/15

NAVARRO COLLEGE (TEXAS), 2014-15 SEASON

- ▶ Rated the No. 87 Junior College transfer in the nation by Lindy's Sports
- ▶ All-Region XIV North Zone Honorable Mention accolades
- ▶ Averaged 15.4 points and 9.5 rebounds per game

ST. FRANCIS BROOKLYN, 2012-13 & 2013-14 SEASONS

- ▶ Averaged 7.0 pts, 4.9 rebs and 1.4 blocks in 31 games in '13-14
- ▶ Scored in double figures in seven games
- ▶ Posted 17 pts and 8 rebs in season-opening win at Miami (Fla.)
- ▶ Redshirted in '12-13

HIGH SCHOOL / OTHER

- ▶ Averaged 12.1 points & 8.3 rebounds for South Shore HS in Brooklyn

GAME-BY-GAME STATISTICS ▶▶

| Opponent | Date | gs | min | Total | | 3-Pointers | | Free throws | | Rebounds | | | | | | | | | | | |
|---------------------|----------|----|-----|--------|---------|------------|-------|-------------|-------|----------|-----|-----|------|------|----|-----|-----|-----|-----|------|------|
| | | | | fg-fga | pct | 3fg-fga | pct | ft-fa | pct | off | def | tot | avg | pf | a | t/o | blk | stl | pts | avg | |
| vs UC Davis | 11/11/16 | * | 33 | 7-15 | .467 | 0-2 | .000 | 5-9 | .556 | 3 | 12 | 15 | 15.0 | 3 | 1 | 0 | 0 | 0 | 19 | 19.0 | |
| vs Northern Arizona | 11/12/16 | * | 29 | 1-6 | .167 | 0-1 | .000 | 5-6 | .833 | 3 | 6 | 9 | 12.0 | 2 | 0 | 4 | 0 | 0 | 7 | 13.0 | |
| at Santa Clara | 11/13/16 | * | 29 | 5-6 | .833 | 2-2 | 1.000 | 0-0 | .000 | 3 | 6 | 9 | 11.0 | 3 | 0 | 2 | 0 | 0 | 12 | 12.7 | |
| at Middle Tennessee | 11/19/16 | * | 36 | 9-13 | .692 | 1-1 | 1.000 | 3-4 | .750 | 3 | 10 | 13 | 11.5 | 2 | 1 | 2 | 1 | 0 | 22 | 15.0 | |
| at Canisius | 11/23/16 | * | 32 | 6-9 | .667 | 0-0 | .000 | 2-4 | .500 | 4 | 10 | 14 | 12.0 | 2 | 0 | 3 | 1 | 1 | 14 | 14.8 | |
| REINHARDT | 11/26/16 | * | 23 | 4-5 | .800 | 0-0 | .000 | 2-2 | 1.000 | 1 | 3 | 4 | 10.7 | 2 | 0 | 3 | 2 | 1 | 10 | 14.0 | |
| at Vanderbilt | 11/29/16 | * | 28 | 2-5 | .400 | 0-1 | .000 | 1-2 | .500 | 1 | 3 | 4 | 9.7 | 2 | 0 | 4 | 0 | 0 | 5 | 12.7 | |
| at LIPSCOMB | 12/03/16 | * | 33 | 6-12 | .500 | 0-1 | .000 | 4-4 | 1.000 | 5 | 7 | 12 | 10.0 | 3 | 0 | 5 | 1 | 0 | 16 | 13.1 | |
| at NC State | 12/10/16 | * | 29 | 7-15 | .467 | 0-0 | .000 | 2-2 | 1.000 | 6 | 3 | 9 | 9.9 | 5 | 0 | 2 | 2 | 1 | 16 | 13.4 | |
| ALABAMA STATE | 12/14/16 | * | 22 | 2-5 | .400 | 0-1 | .000 | 1-2 | .500 | 4 | 9 | 13 | 10.2 | 1 | 1 | 2 | 2 | 1 | 5 | 12.6 | |
| at Duke | 12/19/16 | * | 34 | 3-6 | .500 | 0-1 | .000 | 3-6 | .500 | 0 | 5 | 5 | 9.7 | 3 | 2 | 3 | 0 | 0 | 9 | 12.3 | |
| COVENANT | 12/27/16 | * | 20 | 4-7 | .571 | 0-0 | .000 | 4-6 | .667 | 4 | 10 | 14 | 10.1 | 1 | 2 | 1 | 0 | 1 | 12 | 12.3 | |
| at Murray State | 12/31/16 | * | 40 | 7-10 | .700 | 0-1 | .000 | 5-6 | .833 | 4 | 12 | 16 | 10.5 | 5 | 0 | 3 | 3 | 0 | 19 | 12.8 | |
| KENNESAW STATE | 01/02/17 | * | 35 | 9-11 | .818 | 0-0 | .000 | 2-3 | .667 | 4 | 9 | 13 | 10.7 | 3 | 1 | 4 | 1 | 0 | 20 | 13.3 | |
| SOUTHEAST MISSOURI | 01/05/17 | * | 30 | 5-9 | .556 | 0-1 | .000 | 0-0 | .000 | 0 | 3 | 3 | 10.2 | 4 | 0 | 1 | 1 | 0 | 10 | 13.1 | |
| UT MARTIN | 01/07/17 | * | 31 | 6-8 | .750 | 0-0 | .000 | 5-6 | .833 | 2 | 7 | 9 | 10.1 | 4 | 1 | 2 | 0 | 0 | 17 | 13.3 | |
| at Eastern Kentucky | 01/12/17 | * | 35 | 7-14 | .500 | 0-0 | .000 | 0-2 | .000 | 6 | 11 | 17 | 10.5 | 4 | 0 | 2 | 1 | 0 | 14 | 13.4 | |
| at Morehead State | 01/14/17 | * | 33 | 11-14 | .786 | 0-1 | .000 | 4-6 | .667 | 2 | 6 | 8 | 10.4 | 3 | 3 | 1 | 2 | 3 | 26 | 14.1 | |
| TENNESSEE TECH | 01/19/17 | * | 39 | 5-15 | .333 | 0-1 | .000 | 5-7 | .714 | 8 | 9 | 17 | 10.7 | 3 | 0 | 3 | 0 | 0 | 15 | 14.1 | |
| JACKSONVILLE STATE | 01/21/17 | * | 27 | 6-12 | .500 | 0-1 | .000 | 3-4 | .750 | 3 | 1 | 4 | 10.4 | 3 | 0 | 1 | 0 | 2 | 15 | 14.2 | |
| Totals | | | 19 | 618 | 112-197 | .569 | 3-15 | .200 | 56-81 | .691 | 66 | 142 | 208 | 10.4 | 58 | 12 | 48 | 17 | 10 | 283 | 14.2 |

Games played: 20
 Minutes/game: 30.9
 Points/game: 14.2
 FG Pct: 56.9
 3FG Pct: 20.0
 FT Pct: 69.1

Rebounds/game: 10.4
 Assists/game: 0.6
 Turnovers/game: 2.4
 Assist/turnover ratio: 0.3
 Steals/game: 0.5
 Blocks/game: 0.9

CAREER STATISTICS ▶▶

▶▶ ATTENDED ST. FRANCIS BROOKLYN FOR 2 SEASON, REDSHIRTING IN 2012-13 AND PLAYING IN 2013-14 | ▶▶ PLAYED 2014-15 SEASON AT NAVARRO COLLEGE, A JC IN TEXAS

| | | | Total | | 3-Point | | F-Throws | | Rebounds | | | | | | | | | | Scoring | |
|----------|-------|-----------|---------|------|---------|------|----------|------|----------|-----|-----|------|-----|----|-----|-----|-----|-----|---------|------|
| Season | gp-gs | min/avg | fg-fga | pct | fg-fga | pct | ft-fa | pct | off | def | tot | avg | pf | fo | ast | to | blk | stl | pts | avg |
| 2013-14* | 31-0 | 525/16.9 | 87-180 | .483 | 1-6 | .167 | 43-80 | .538 | 52 | 101 | 153 | 4.9 | 70 | 0 | 12 | 59 | 43 | 17 | 218 | 7.0 |
| 2015-16 | 30-18 | 763/25.4 | 130-267 | .487 | 1-13 | .077 | 71-114 | .623 | 96 | 176 | 272 | 9.1 | 83 | 4 | 9 | 66 | 34 | 22 | 332 | 11.1 |
| 2016-17 | 20-19 | 618/30.9 | 112-197 | .569 | 3-15 | .200 | 56-81 | .691 | 66 | 142 | 208 | 10.4 | 58 | 2 | 12 | 48 | 17 | 10 | 283 | 14.2 |
| TOTAL | 50-37 | 1381/27.6 | 242-464 | .522 | 4-28 | .143 | 127-195 | .651 | 162 | 318 | 480 | 9.6 | 141 | 6 | 21 | 114 | 51 | 32 | 615 | 12.3 |
| All* | 81-37 | 1906/23.5 | 329-644 | .511 | 5-34 | .147 | 170-275 | .618 | 214 | 419 | 633 | 7.8 | 211 | 6 | 33 | 173 | 94 | 49 | 833 | 10.3 |

* Statistics from prior team/school

34



JALEN DUKE

6-5 | 213 | R-Fr. | G
Nashville, Tenn.
(Martin Luther King HS)

2016-17 HIGHS ▶▶

Points: 4 (vs. Covenant, 12/27/16)
FG Made: 2 (vs. Covenant, 12/27/16)
3-PT FG Made: 0
FT Made: 0
Rebounds: 1 (vs. Covenant, 12/27/16)
Assists: 0
Steals: 2 (vs. Covenant, 12/27/16)
Blocks: 0
Minutes: 8 (vs. Reinhardt, 11/26/16)

CAREER HIGHS ▶▶

Points: 4 (vs. Covenant, 12/27/16)
FG Made: 2 (vs. Covenant, 12/27/16)
3-PT FG Made: 0
FT Made: 0
Rebounds: 1 (vs. Covenant, 12/27/16)
Assists: 0
Steals: 2 (vs. Covenant, 12/27/16)
Blocks: 0
Minutes: 8 (vs. Reinhardt, 11/26/16)

SPECIALTY STATISTICS ▶▶

| CATEGORY | '16-17 | CAREER |
|-------------------------|--------|--------|
| Double-Digit Points: | 0 | 0 |
| Double-Digit Rebounds: | 0 | 0 |
| Double-Doubles: | 0 | 0 |
| 20+ Point Games: | 0 | 0 |
| 30+ Point Games: | 0 | 0 |
| Lead TSU in Scoring: | 0 | 0 |
| Lead TSU in Rebounding: | 0 | 0 |
| Lead TSU in Assists: | 0 | 0 |

JALEN DUKE INFORMATION ▶▶

▶ Redshirt season in 2015-16

HIGH SCHOOL / OTHER

- ▶ All-time leading scorer in Martin Luther King HS history, scoring 1,882 career points as a four-year starter
- ▶ Averaged 25.0 points and 8.0 rebounds as a senior
- ▶ District 10AA All-District Team & All-District Tournament Team as a senior
- ▶ District 10AA Most Valuable Player and All-District Tournament Team as a junior after putting up 21.7 points per game
- ▶ Posted 16.0 points per game as a sophomore, earning All-District Team and All-District Tournament Team accolades

GAME-BY-GAME STATISTICS ▶▶

| Opponent | Date | gs | min | Total | | 3-Pointers | | Free throws | | Rebounds | | | | pf | a | t/o | blk | stl | pts | avg |
|---------------------|----------|-----|-----|--------|------|------------|------|-------------|------|----------|-----|-----|-----|-----|---|-----|-----|-----|-----|-----|
| | | | | fg-fga | pct | 3fg-fga | pct | ft-fa | pct | off | def | tot | avg | | | | | | | |
| vs UC Davis | 11/11/16 | dnp | - | - | - | - | - | - | - | - | - | - | - | - | - | - | - | - | - | - |
| vs Northern Arizona | 11/12/16 | dnp | - | - | - | - | - | - | - | - | - | - | - | - | - | - | - | - | - | - |
| at Santa Clara | 11/13/16 | dnp | - | - | - | - | - | - | - | - | - | - | - | - | - | - | - | - | - | - |
| at Middle Tennessee | 11/19/16 | dnp | - | - | - | - | - | - | - | - | - | - | - | - | - | - | - | - | - | - |
| at Canisius | 11/23/16 | dnp | - | - | - | - | - | - | - | - | - | - | - | - | - | - | - | - | - | - |
| REINHARDT | 11/26/16 | 8 | 1-2 | .500 | 0-0 | .000 | 0-0 | .000 | 0-0 | 0 | 0 | 0 | 0.0 | 0 | 0 | 0 | 0 | 0 | 2 | 2.0 |
| at Vanderbilt | 11/29/16 | dnp | - | - | - | - | - | - | - | - | - | - | - | - | - | - | - | - | - | - |
| at LIPSCOMB | 12/03/16 | dnp | - | - | - | - | - | - | - | - | - | - | - | - | - | - | - | - | - | - |
| at NC State | 12/10/16 | dnp | - | - | - | - | - | - | - | - | - | - | - | - | - | - | - | - | - | - |
| ALABAMA STATE | 12/14/16 | 7 | 0-3 | .000 | 0-1 | .000 | 0-0 | .000 | 0-0 | 0 | 0 | 0 | 0.0 | 0 | 0 | 0 | 0 | 1 | 0 | 1.0 |
| at Duke | 12/19/16 | 1 | 0-0 | .000 | 0-0 | .000 | 0-0 | .000 | 0-0 | 0 | 0 | 0 | 0.0 | 0 | 0 | 0 | 0 | 0 | 0 | 0.7 |
| COVENANT | 12/27/16 | 7 | 2-2 | 1.000 | 0-0 | .000 | 0-0 | .000 | 0-0 | .000 | 1 | 0 | 1 | 0.3 | 0 | 0 | 0 | 2 | 4 | 1.5 |
| at Murray State | 12/31/16 | dnp | - | - | - | - | - | - | - | - | - | - | - | - | - | - | - | - | - | - |
| KENNESAW STATE | 01/02/17 | dnp | - | - | - | - | - | - | - | - | - | - | - | - | - | - | - | - | - | - |
| SOUTHEAST MISSOURI | 01/05/17 | dnp | - | - | - | - | - | - | - | - | - | - | - | - | - | - | - | - | - | - |
| UT MARTIN | 01/07/17 | dnp | - | - | - | - | - | - | - | - | - | - | - | - | - | - | - | - | - | - |
| at Eastern Kentucky | 01/12/17 | dnp | - | - | - | - | - | - | - | - | - | - | - | - | - | - | - | - | - | - |
| at Morehead State | 01/14/17 | dnp | - | - | - | - | - | - | - | - | - | - | - | - | - | - | - | - | - | - |
| TENNESSEE TECH | 01/19/17 | dnp | - | - | - | - | - | - | - | - | - | - | - | - | - | - | - | - | - | - |
| JACKSONVILLE STATE | 01/21/17 | dnp | - | - | - | - | - | - | - | - | - | - | - | - | - | - | - | - | - | - |
| Totals | | 0 | 23 | 3-7 | .429 | 0-1 | .000 | 0-0 | .000 | 1 | 0 | 1 | 0.3 | 0 | 0 | 0 | 0 | 3 | 6 | 1.5 |

Games played: 4
 Minutes/game: 5.8
 Points/game: 1.5
 FG Pct: 42.9
 3FG Pct: 0.0

Rebounds/game: 0.3
 Steals/game: 0.8

CAREER STATISTICS ▶▶

▶▶ REDSHIRTED IN FIRST SEASON AT TSU IN 2015-16

| | | | Total | | 3-Point | | F-Throws | | Rebounds | | | | | | | | | | | Scoring | |
|---------|-------|---------|--------|------|---------|------|----------|------|----------|-----|-----|-----|----|----|-----|----|-----|-----|-----|---------|--|
| Season | gp-gs | min/avg | fg-fga | pct | fg-fga | pct | ft-fa | pct | off | def | tot | avg | pf | fo | ast | to | blk | stl | pts | avg | |
| 2016-17 | 4-0 | 23/5.8 | 3-7 | .429 | 0-1 | .000 | 0-0 | .000 | 1 | 0 | 1 | 0.3 | 0 | 0 | 0 | 0 | 0 | 3 | 6 | 1.5 | |
| TOTAL | 4-0 | 23/5.8 | 3-7 | .429 | 0-1 | .000 | 0-0 | .000 | 1 | 0 | 1 | 0.3 | 0 | 0 | 0 | 0 | 0 | 3 | 6 | 1.5 | |



INDIVIDUAL GAME HIGHS ▶▶

| | | |
|--------------------------|-------------|--|
| Points | 27 | McCALL, Tahjere vs Southeast Missouri (01/05/17) |
| | 26 | MARTIN, Wayne at Morehead State (01/14/17) |
| | 25 | McCALL, Tahjere vs Kennesaw State (01/02/17) |
| | 23 | REED, Jordan at Middle Tennessee (11/19/16) |
| | 22 | MARTIN, Wayne at Middle Tennessee (11/19/16) |
| Field Goals Made | 11 | MARTIN, Wayne at Morehead State (01/14/17) |
| | 10 | McCALL, Tahjere vs Southeast Missouri (01/05/17) |
| Field Goal Att. | 21 | McCALL, Tahjere vs Kennesaw State (01/02/17) |
| | 17 | McCALL, Tahjere vs Jacksonville State (01/21/17) |
| | 17 | McCALL, Tahjere vs Southeast Missouri (01/05/17) |
| FG Pct (min 5 made) | 1.000 (6-6) | HAMILTON, K. vs Reinhardt (11/26/16) |
| | .833 (5-6) | REED, Jordan vs Alabama State (12/14/16) |
| | .833 (5-6) | MARTIN, Wayne at Santa Clara (11/13/16) |
| | .833 (5-6) | SPENCER, Delano at Santa Clara (11/13/16) |
| 3-Point FG Made | 5 | SPENCER, Delano at Morehead State (01/14/17) |
| | 5 | SPENCER, Delano vs UT Martin (01/07/17) |
| | 5 | REDDICK, Darreon vs Covenant (12/27/16) |
| | 5 | SPENCER, Delano vs Reinhardt (11/26/16) |
| | 5 | SPENCER, Delano at Santa Clara (11/13/16) |
| 3-Point FG Att. | 10 | SPENCER, Delano vs Tennessee Tech (01/19/17) |
| | 9 | SPENCER, Delano vs Jacksonville State (01/21/17) |
| 3-Pt FG Pct (min 2 made) | 1.000 (2-2) | CHANEY, Armani vs Jacksonville State (01/21/17) |
| | 1.000 (2-2) | MARTIN, Wayne at Santa Clara (11/13/16) |
| Free Throws Made | 12 | McCALL, Tahjere vs UC Davis (11/11/16) |
| | 11 | McCALL, Tahjere vs Tennessee Tech (01/19/17) |
| Free Throw Att. | 16 | McCALL, Tahjere vs UC Davis (11/11/16) |
| | 14 | McCALL, Tahjere vs Tennessee Tech (01/19/17) |
| FT Pct (min 3 made) | 1.000 (4-4) | CHANEY, Armani vs Southeast Missouri (01/05/17) |
| | 1.000 (4-4) | MARTIN, Wayne at LIPSCOMB (12/03/16) |
| | 1.000 (3-3) | REED, Jordan at Murray State (12/31/16) |
| | 1.000 (3-3) | EVERETT, A'Torey at Murray State (12/31/16) |
| | 1.000 (3-3) | REED, Jordan vs Alabama State (12/14/16) |
| | 1.000 (3-3) | MEKOWULU, Christian vs Reinhardt (11/26/16) |
| Rebounds | 17 | MARTIN, Wayne vs Tennessee Tech (01/19/17) |
| | 17 | MARTIN, Wayne at Eastern Kentucky (01/12/17) |
| Assists | 9 | McCALL, Tahjere vs Jacksonville State (01/21/17) |
| | 8 | McCALL, Tahjere vs UT Martin (01/07/17) |
| Steals | 6 | McCALL, Tahjere vs UC Davis (11/11/16) |
| | 5 | McCALL, Tahjere vs Kennesaw State (01/02/17) |
| Blocked Shots | 3 | MARTIN, Wayne at Murray State (12/31/16) |
| | 3 | WILLIAMS, Xavier vs Alabama State (12/14/16) |
| | 3 | McCALL, Tahjere vs Alabama State (12/14/16) |
| | 3 | McCALL, Tahjere vs Northern Arizona (11/12/16) |
| Turnovers | 7 | McCALL, Tahjere at Morehead State (01/14/17) |
| | 6 | McCALL, Tahjere at Murray State (12/31/16) |
| Fouls | 5 | MEKOWULU, Christian vs Jacksonville State (01/21/17) |
| | 5 | MEKOWULU, Christian at Eastern Kentucky (01/12/17) |
| | 5 | EVERETT, A'Torey vs Southeast Missouri (01/05/17) |
| | 5 | MARTIN, Wayne at Murray State (12/31/16) |
| | 5 | HAMILTON, K. at Murray State (12/31/16) |
| | 5 | MEKOWULU, Christian at Murray State (12/31/16) |
| | 5 | McCALL, Tahjere at Murray State (12/31/16) |
| | 5 | REED, Jordan at Murray State (12/31/16) |

TEAM GAME HIGHS ▶▶

| | | |
|-----------------------|--------------|--------------------------------|
| POINTS | 96 | REINHARDT (11/26/16) |
| | 85 | at Morehead State (01/14/17) |
| | 83 | at Murray State (12/31/16) |
| | 81 | COVENANT (12/27/16) |
| | 79 | JACKSONVILLE STATE (01/21/17) |
| FIELD GOALS MADE | 32 | REINHARDT (11/26/16) |
| | 30 | at Morehead State (01/14/17) |
| FIELD GOAL ATTEMPTS | 76 | TENNESSEE TECH (01/19/17) |
| | 66 | at LIPSCOMB (12/03/16) |
| FIELD GOAL PERCENTAGE | .571 (32-56) | REINHARDT (11/26/16) |
| | .556 (30-54) | at Morehead State (01/14/17) |
| 3 PT FIELD GOALS MADE | 10 | at Santa Clara (11/13/16) |
| | 8 | at Eastern Kentucky (01/12/17) |
| | 8 | REINHARDT (11/26/16) |
| 3 PT FG ATTEMPTS | 25 | TENNESSEE TECH (01/19/17) |
| | 22 | UT MARTIN (01/07/17) |
| 3 PT FG PERCENTAGE | .625 (10-16) | at Santa Clara (11/13/16) |
| | .615 (8-13) | REINHARDT (11/26/16) |
| FREE THROWS MADE | 25 | vs UC Davis (11/11/16) |
| | 24 | TENNESSEE TECH (01/19/17) |
| | 24 | REINHARDT (11/26/16) |
| | 24 | vs Northern Arizona (11/12/16) |
| FREE THROW ATTEMPTS | 39 | REINHARDT (11/26/16) |
| | 38 | vs UC Davis (11/11/16) |
| FREE THROW PERCENTAGE | .813 (13-16) | UT MARTIN (01/07/17) |
| | .783 (18-23) | JACKSONVILLE STATE (01/21/17) |
| REBOUNDS | 52 | TENNESSEE TECH (01/19/17) |
| | 50 | at LIPSCOMB (12/03/16) |
| ASSISTS | 17 | JACKSONVILLE STATE (01/21/17) |
| | 15 | REINHARDT (11/26/16) |
| | 15 | vs UC Davis (11/11/16) |
| STEALS | 13 | ALABAMA STATE (12/14/16) |
| | 11 | REINHARDT (11/26/16) |
| BLOCKED SHOTS | 11 | ALABAMA STATE (12/14/16) |
| | 5 | ALABAMA STATE (12/10/16) |
| | 5 | at LIPSCOMB (12/03/16) |
| | 5 | at Canisius (11/23/16) |
| | 5 | vs Northern Arizona (11/12/16) |
| TURNOVERS | 20 | ALABAMA STATE (12/14/16) |
| | 19 | at Canisius (11/23/16) |
| FOULS | 35 | at Murray State (12/31/16) |
| | 27 | vs Northern Arizona (11/12/16) |

TEAM GAME LOWS ▶▶

| | | |
|-----------------------|--------------|--------------------------------|
| POINTS | 55 | at NC State (12/10/16) |
| | 55 | at Duke (12/19/16) |
| | 59 | at Vanderbilt (11/29/16) |
| | 63 | at Eastern Kentucky (01/12/17) |
| | 65 | SOUTHEAST MISSOURI (01/05/17) |
| FIELD GOALS MADE | 20 | at Vanderbilt (11/29/16) |
| | 21 | at NC State (12/10/16) |
| FIELD GOAL ATTEMPTS | 44 | SOUTHEAST MISSOURI (01/05/17) |
| | 47 | at Middle Tennessee (11/19/16) |
| FIELD GOAL PERCENTAGE | .303 (23-76) | TENNESSEE TECH (01/19/17) |
| | .323 (21-65) | at NC State (12/10/16) |
| 3 PT FIELD GOALS MADE | 1 | vs Northern Arizona (11/12/16) |
| | 2 | at Duke (12/19/16) |
| 3 PT FG ATTEMPTS | 9 | at Middle Tennessee (11/19/16) |
| | 10 | SOUTHEAST MISSOURI (01/05/17) |
| 3 PT FG PERCENTAGE | .071 (1-14) | vs Northern Arizona (11/12/16) |
| | .125 (2-16) | at Duke (12/19/16) |
| FREE THROWS MADE | 9 | at NC State (12/10/16) |
| | 9 | at Duke (12/19/16) |
| | 9 | at Eastern Kentucky (01/12/17) |
| FREE THROW ATTEMPTS | 13 | at Eastern Kentucky (01/12/17) |
| | 15 | at NC State (12/10/16) |
| | 15 | at Duke (12/19/16) |
| FREE THROW PERCENTAGE | .480 (12-25) | at Vanderbilt (11/29/16) |
| | .526 (10-19) | at Canisius (11/23/16) |
| REBOUNDS | 25 | at Vanderbilt (11/29/16) |
| | 25 | at Morehead State (01/14/17) |
| ASSISTS | 7 | at Duke (12/19/16) |
| | 8 | at Vanderbilt (11/29/16) |
| | 8 | SOUTHEAST MISSOURI (01/05/17) |
| | 8 | TENNESSEE TECH (01/19/17) |
| STEALS | 2 | at Middle Tennessee (11/19/16) |
| | 3 | at Vanderbilt (11/29/16) |
| BLOCKED SHOTS | 0 | COVENANT (12/27/16) |
| | 0 | JACKSONVILLE STATE (01/21/17) |
| TURNOVERS | 10 | at Santa Clara (11/13/16) |
| | 10 | at Eastern Kentucky (01/12/17) |
| FOULS | 13 | REINHARDT (11/26/16) |
| | 16 | UT MARTIN (01/07/17) |



GAME 1 ►► 11/11/16 - VS. UC DAVIS - W, 78-64 - NEUTRAL



Official Basketball Box Score -- Game Totals -- Final Statistics

UC Davis vs Tennessee State
11/11/16 4:30 p.m. at Leavey Center

UC Davis 64 • 0-1

| # | Player | | Total | | | 3-Ptr | | | Rebounds | | | | PF | TP | A | TO | Blk | Stl | Min |
|-----------------|-------------------|---|--------|--------|-----------|-------|-------|-------|----------|-------|----|----|----|----|-----|----|-----|----------|-----|
| | | | FG-FGA | FG-FGA | FT-FTA | Off | Def | Tot | | | | | | | | | | | |
| 13 | Adenrele, J.T. | f | 1-3 | 0-0 | 1-1 | 0 | 4 | 4 | 5 | 3 | 0 | 2 | 0 | 0 | 0 | 11 | | | |
| 44 | Goode, Garrison | f | 0-0 | 0-0 | 2-5 | 1 | 1 | 2 | 2 | 2 | 1 | 0 | 0 | 0 | 1 | 35 | | | |
| 00 | Lemar, Brynton | g | 5-11 | 2-7 | 2-2 | 0 | 2 | 2 | 4 | 14 | 1 | 2 | 0 | 0 | 0 | 26 | | | |
| 01 | White, Lawrence | g | 4-8 | 2-6 | 3-4 | 1 | 2 | 3 | 5 | 13 | 3 | 1 | 0 | 0 | 0 | 31 | | | |
| 02 | Graham, Darius | g | 1-4 | 0-2 | 0-0 | 0 | 2 | 2 | 4 | 2 | 4 | 6 | 0 | 2 | 2 | 29 | | | |
| 05 | Schneider, Siler | g | 7-17 | 5-10 | 3-5 | 0 | 2 | 2 | 4 | 22 | 4 | 3 | 0 | 1 | 1 | 28 | | | |
| 11 | Moneke, Chima | | 2-6 | 0-0 | 4-10 | 4 | 10 | 14 | 2 | 8 | 1 | 1 | 1 | 1 | 1 | 24 | | | |
| 22 | Mooney, Joe | | 0-4 | 0-3 | 0-0 | 0 | 2 | 2 | 0 | 0 | 1 | 0 | 0 | 0 | 0 | 10 | | | |
| 24 | Henn, Mikey | | 0-0 | 0-0 | 0-0 | 0 | 0 | 0 | 4 | 0 | 0 | 2 | 0 | 0 | 0 | 6 | | | |
| 31 | Onyebalu, Michael | | 0-0 | 0-0 | 0-0 | 0 | 0 | 0 | 1 | 0 | 0 | 0 | 0 | 0 | 0 | 0+ | | | |
| Team | | | | | | 1 | 1 | 2 | | | | | | | | | | | |
| Totals | | | 20-53 | 9-28 | 15-27 | 7 | 26 | 33 | 31 | 64 | 15 | 17 | 1 | 5 | 200 | | | | |
| FG % 1st Half: | | | 9-27 | 33.3% | 2nd half: | 11-26 | 42.3% | Game: | 20-53 | 37.7% | | | | | | | | Deadball | |
| 3FG % 1st Half: | | | 4-13 | 30.8% | 2nd half: | 5-15 | 33.3% | Game: | 9-28 | 32.1% | | | | | | | | Rebounds | |
| FT % 1st Half: | | | 4-9 | 44.4% | 2nd half: | 11-18 | 61.1% | Game: | 15-27 | 55.6% | | | | | | | | 7 | |

Tennessee State 78 • 1-0

| # | Player | Total | | 3-Ptr | | Rebounds | | PF | TP | A | | TO | Blk | Stl | Min |
|----------------------|---------------------|--------|-----------------|--------|-------------|----------|----------|----|----|---|----|-----|-----|-----|-----|
| | | FG-FGA | FG-FGA | FT-FTA | FT-FTA | Off | Def | | | | | | | | |
| 04 | HAMILTON, K. | 1-5 | 0-0 | 5-7 | 3 5 8 | 2 | 7 | 1 | 2 | 0 | 0 | 0 | 22 | | |
| 33 | MARTIN, Wayne | 7-15 | 0-2 | 5-9 | 3 12 15 | 3 | 19 | 1 | 0 | 0 | 0 | 0 | 33 | | |
| 03 | REED, Jordan | 3-5 | 1-2 | 1-2 | 3 3 6 | 3 | 8 | 1 | 2 | 1 | 1 | 1 | 30 | | |
| 05 | McCALL, Tahjere | 3-9 | 2-4 | 12-16 | 2 3 5 | 4 | 20 | 6 | 5 | 0 | 6 | 28 | | | |
| 14 | REDDICK, Darreon | 3-8 | 1-3 | 2-4 | 0 2 2 | 0 | 9 | 2 | 0 | 0 | 0 | 28 | | | |
| 00 | CHANEY, Armani | 0-2 | 0-2 | 0-0 | 0 1 1 | 1 | 0 | 2 | 3 | 0 | 1 | 8 | | | |
| 01 | SPENCER, Delano | 2-7 | 1-5 | 0-0 | 1 1 2 | 1 | 5 | 1 | 0 | 0 | 2 | 18 | | | |
| 13 | OYEDIRAN, Samson | 1-1 | 1-1 | 0-0 | 0 1 1 | 5 | 3 | 1 | 0 | 0 | 0 | 12 | | | |
| 15 | WILLIAMS, Xavier | 0-0 | 0-0 | 0-0 | 0 0 0 | 1 | 0 | 0 | 0 | 0 | 0 | 4 | | | |
| 21 | MEKOWULU, Christian | 2-4 | 0-0 | 0-0 | 2 4 6 | 5 | 4 | 0 | 0 | 0 | 0 | 11 | | | |
| 23 | EVERETT, ATorey | 1-1 | 1-1 | 0-0 | 0 0 0 | 1 | 3 | 0 | 2 | 0 | 0 | 6 | | | |
| Team | | | | | 2 0 2 | | | | | | | | | | |
| Totals | | 23-57 | 7-20 | 25-38 | 16 32 48 | 26 | 78 | 15 | 14 | 1 | 10 | 200 | | | |
| FG % 1st Half: 11-27 | | 40.7% | 2nd half: 12-30 | 40.0% | Game: 23-57 | 40.4% | Deadball | | | | | | | | |
| 3FG % 1st Half: 3-9 | | 33.3% | 2nd half: 4-11 | 36.4% | Game: 7-20 | 35.0% | Rebounds | | | | | | | | |
| FT % 1st Half: 4-7 | | 57.1% | 2nd half: 21-31 | 67.7% | Game: 25-38 | 65.8% | 5 | | | | | | | | |

Officials: John Higgins, Ronald Brokenbrough, Martin Cichocki

Technical fouls: UC Davis-None. Tennessee State-MEKOWULU, Christian.

Attendance: 1821

| Score by periods | 1st | 2nd | Total |
|------------------|-----|-----|-------|
| UC Davis | 26 | 38 | 64 |
| Tennessee State | 29 | 49 | 78 |

| Points | In | Off | 2nd | Fast | Bench |
|--------|----|-----|-----|------|-------|
| UCD | 14 | 11 | 5 | 4 | 30 |
| TSUMBB | 20 | 17 | 18 | 2 | 15 |

Last FG - UCD 2nd-01:24, TSUMBB 2nd-00:21.

Largest lead - UCD by 3 2nd-12:44, TSUMBB by 15 1st-09:14.

UCD led for 02:55. TSUMBB led for 31:04. Game was tied for 06:01.

Score tied - 8 times.
Lead changed - 6 times.

GAME 2 ►► 11/12/16 - VS. NORTHERN ARIZONA - W, 69-65 - NEUTRAL



Official Basketball Box Score -- Game Totals -- Final Statistics

Tennessee State vs Northern Arizona
11/12/16 8:30 p.m. at Leavey Center

Tennessee State 69 • 2-0

| # | Player | Total | | 3-Ptr | | Rebounds | | PF | TP | A | | TO | Blk | Stl | Min |
|----------------------|---------------------|--------|-----------------|--------|-------------|----------|----------|----|----|---|---|-----|-----|-----|-----|
| | | FG-FGA | FG-FGA | FT-FTA | FT-FTA | Off | Def | | | | | | | | |
| 33 | MARTIN, Wayne | 1-6 | 0-1 | 5-6 | 3 6 9 | 2 | 7 | 0 | 4 | 0 | 0 | 29 | | | |
| 03 | REED, Jordan | 1-5 | 0-2 | 6-7 | 2 7 9 | 4 | 8 | 0 | 3 | 1 | 0 | 32 | | | |
| 04 | HAMILTON, K. | 7-12 | 0-3 | 0-1 | 1 0 1 | 5 | 14 | 0 | 0 | 0 | 0 | 24 | | | |
| 05 | McCALL, Tahjere | 6-9 | 0-1 | 4-7 | 2 4 6 | 4 | 16 | 4 | 5 | 3 | 4 | 33 | | | |
| 14 | REDDICK, Darreon | 1-4 | 0-0 | 1-2 | 0 5 5 | 3 | 3 | 2 | 2 | 0 | 0 | 19 | | | |
| 00 | CHANEY, Armani | 1-3 | 0-0 | 2-2 | 1 1 2 | 2 | 4 | 3 | 2 | 0 | 1 | 19 | | | |
| 01 | SPENCER, Delano | 3-8 | 1-5 | 2-2 | 0 2 2 | 2 | 9 | 0 | 2 | 0 | 0 | 20 | | | |
| 13 | OYEDIRAN, Samson | 0-1 | 0-1 | 0-0 | 0 2 2 | 1 | 0 | 0 | 0 | 0 | 0 | 5 | | | |
| 15 | WILLIAMS, Xavier | 0-1 | 0-1 | 0-0 | 0 0 0 | 0 | 0 | 0 | 0 | 0 | 0 | 5 | | | |
| 21 | MEKOWULU, Christian | 1-2 | 0-0 | 2-2 | 0 2 2 | 4 | 4 | 0 | 0 | 1 | 0 | 6 | | | |
| 23 | EVERETT, ATorey | 1-3 | 0-0 | 2-2 | 1 3 4 | 0 | 4 | 0 | 1 | 0 | 0 | 8 | | | |
| Team | | | | | 2 1 3 | | | | | | | | | | |
| Totals | | 22-54 | 1-14 | 24-31 | 12 33 45 | 27 | 69 | 9 | 18 | 5 | 5 | 200 | | | |
| FG % 1st Half: 8-26 | | 30.8% | 2nd half: 14-28 | 50.0% | Game: 22-54 | 40.7% | Deadball | | | | | | | | |
| 3FG % 1st Half: 1-11 | | 9.1% | 2nd half: 0-3 | 0.0% | Game: 1-14 | 7.1% | Rebounds | | | | | | | | |
| FT % 1st Half: 11-14 | | 78.6% | 2nd half: 13-17 | 76.5% | Game: 24-31 | 77.4% | 5 | | | | | | | | |

Northern Arizona 65 • 0-2

| # | Player | Total | | 3-Ptr | | Rebounds | | PF | TP | A | | TO | Blk | Stl | Min |
|----------------------|--------------------|--------|-----------------|--------|-------------|----------|----------|----|----|---|---|-----|-----|-----|-----|
| | | FG-FGA | FG-FGA | FT-FTA | FT-FTA | Off | Def | | | | | | | | |
| 11 | KALUNA, Ako | 6-15 | 0-3 | 2-4 | 6 0 6 | 4 | 14 | 3 | 1 | 0 | 2 | 30 | | | |
| 34 | MARTIN, Jordyn | 0-3 | 0-1 | 1-2 | 1 7 8 | 3 | 1 | 0 | 2 | 1 | 0 | 24 | | | |
| 05 | GREEN, Mike | 2-7 | 2-6 | 2-2 | 0 2 2 | 1 | 8 | 1 | 3 | 0 | 1 | 33 | | | |
| 10 | NEELY, Jalen | 3-8 | 2-6 | 7-8 | 1 5 6 | 4 | 15 | 1 | 3 | 0 | 0 | 25 | | | |
| 41 | DEBERRY, Marcus | 4-14 | 2-10 | 6-8 | 0 6 6 | 1 | 16 | 2 | 1 | 0 | 0 | 35 | | | |
| 04 | ANDERSON, JoJo | 0-1 | 0-1 | 2-2 | 1 0 1 | 3 | 2 | 2 | 0 | 0 | 0 | 18 | | | |
| 12 | DE LAVEAGA, Kye | 1-3 | 1-2 | 0-0 | 0 0 0 | 0 | 3 | 0 | 0 | 0 | 0 | 5 | | | |
| 13 | RIVERA-VEGA, Felix | 1-1 | 1-1 | 1-2 | 1 1 2 | 3 | 4 | 1 | 1 | 0 | 1 | 8 | | | |
| 20 | STANLEY, Steven | 0-0 | 0-0 | 2-2 | 0 0 0 | 3 | 2 | 1 | 1 | 0 | 0 | 7 | | | |
| 32 | BOWLING, Chris | 0-6 | 0-4 | 0-0 | 1 0 1 | 1 | 0 | 0 | 0 | 0 | 0 | 8 | | | |
| 33 | THOMAS, Isaiah | 0-0 | 0-0 | 0-0 | 1 0 1 | 3 | 0 | 0 | 1 | 0 | 0 | 7 | | | |
| Team | | | | | 1 1 2 | | | | | | | | | | |
| Totals | | 17-58 | 8-34 | 23-30 | 13 22 35 | 26 | 65 | 11 | 13 | 1 | 4 | 200 | | | |
| FG % 1st Half: 8-33 | | 24.2% | 2nd half: 9-25 | 36.0% | Game: 17-58 | 29.3% | Deadball | | | | | | | | |
| 3FG % 1st Half: 5-21 | | 23.8% | 2nd half: 3-13 | 23.1% | Game: 8-34 | 23.5% | Rebounds | | | | | | | | |
| FT % 1st Half: 9-12 | | 75.0% | 2nd half: 14-18 | 77.8% | Game: 23-30 | 76.7% | 2 | | | | | | | | |

Officials: Steve Olson, Ronald Brokenbrough, Coban Lopez

Technical fouls: Tennessee State-None. Northern Arizona-GREEN, Mike.

Attendance: 1734

| Score by periods | 1st | 2nd | Total |
|------------------|-----|-----|-------|
| Tennessee State | 28 | 41 | 69 |
| Northern Arizona | 30 | 35 | 65 |

| Points | In | Off | 2nd | Fast | Bench |
|--------|----|-----|-----|------|-------|
| TSUMBB | 38 | 12 | 14 | 4 | 21 |
| NAU | 16 | 17 | 14 | 2 | 11 |

Last FG - TSUMBB 2nd-00:18, NAU 2nd-03:51.

Largest lead - TSUMBB by 5 2nd-05:40, NAU by 3 1st-17:05.

TSUMBB led for 25:47. NAU led for 11:20. Game was tied for 02:53.

Score tied - 10 times.
Lead changed - 14 times.

GAME 3 ►► 11/13/16 - AT SANTA CLARA - W, 69-61 - AWAY



Official Basketball Box Score -- Game Totals -- Final Statistics

Tennessee State vs Santa Clara
11/13/16 2:30 p.m. at Leavey Center

Tennessee State 69 • 3-0

| # | Player | | Total | | | 3-Ptr | | | Rebounds | | | | PF | TP | A | TO | Blk | Stl | Min | | | | | | | | |
|-----------------|---------------------|---|--------|--------|--------|-------|-----------|-------|----------|----|--------|----|-------|----|-------|----|-------|-----|-----|----|--|---|--|---|----------|-----|--|
| | | | FG-FGA | FG-FGA | FT-FTA | Off | Def | Total | | | | | | | | | | | | | | | | | | | |
| 04 | HAMILTON, K. | f | 2-4 | 1-1 | 0-0 | 1 | 2 | 3 | 2 | 5 | 0 | 0 | 2 | 1 | 24 | | | | | | | | | | | | |
| 33 | MARTIN, Wayne | f | 5-6 | 2-2 | 0-0 | 3 | 6 | 9 | 3 | 12 | 0 | 2 | 0 | 0 | 29 | | | | | | | | | | | | |
| 03 | REED, Jordan | g | 4-7 | 0-0 | 3-5 | 2 | 5 | 7 | 0 | 11 | 1 | 0 | 0 | 0 | 28 | | | | | | | | | | | | |
| 05 | McCALL, Tahjere | g | 3-7 | 0-0 | 4-11 | 1 | 3 | 4 | 3 | 10 | 4 | 4 | 0 | 1 | 30 | | | | | | | | | | | | |
| 14 | REDDICK, Darreon | g | 3-10 | 2-4 | 2-2 | 1 | 3 | 4 | 1 | 10 | 1 | 1 | 0 | 0 | 25 | | | | | | | | | | | | |
| 00 | CHANEY, Armani | | 1-7 | 0-3 | 2-2 | 1 | 3 | 4 | 2 | 4 | 1 | 1 | 0 | 0 | 17 | | | | | | | | | | | | |
| 01 | SPENCER, Delano | | 5-6 | 5-6 | 0-0 | 0 | 0 | 0 | 0 | 15 | 1 | 0 | 0 | 3 | 14 | | | | | | | | | | | | |
| 10 | DAVIS, Thomas | | 0-0 | 0-0 | 0-0 | 0 | 0 | 0 | 0 | 0 | 0 | 0 | 0 | 0 | 2 | | | | | | | | | | | | |
| 13 | OYEDIRAN, Samson | | 0-1 | 0-0 | 0-0 | 0 | 0 | 0 | 1 | 0 | 0 | 0 | 0 | 0 | 8 | | | | | | | | | | | | |
| 15 | WILLIAMS, Xavier | | 1-2 | 0-0 | 0-0 | 1 | 0 | 1 | 2 | 2 | 0 | 1 | 0 | 0 | 5 | | | | | | | | | | | | |
| 21 | MEKOWULU, Christian | | 0-1 | 0-0 | 0-0 | 0 | 0 | 0 | 2 | 0 | 1 | 1 | 1 | 0 | 12 | | | | | | | | | | | | |
| 23 | EVERETT, A'Torey | | 0-2 | 0-0 | 0-0 | 0 | 0 | 0 | 1 | 0 | 1 | 0 | 0 | 0 | 6 | | | | | | | | | | | | |
| Team | | | | | | | | | 0 | 2 | 2 | | | | | | | | | | | | | | | | |
| Totals | | | 24-53 | | | 10-16 | | | 10 | | | 24 | | 34 | | 17 | | 69 | | 10 | | 3 | | 5 | | 200 | |
| FG % 1st Half: | | | 13-32 | | 40.6% | | 2nd half: | | 11-21 | | 52.4% | | Game: | | 24-53 | | 45.3% | | | | | | | | Deadball | | |
| 3FG % 1st Half: | | | 5-11 | | 45.5% | | 2nd half: | | 5-5 | | 100.0% | | Game: | | 10-16 | | 62.5% | | | | | | | | Rebounds | | |
| FT % 1st Half: | | | 4-6 | | 66.7% | | 2nd half: | | 7-14 | | 50.0% | | Game: | | 11-20 | | 55.0% | | | | | | | | 1 | | |



GAME 5 ►► 11/23/16 - AT CANISIUS - W, 72-58 - AWAY



Official Basketball Box Score - Game Totals - Final Statistics
Tennessee State vs Canisius
11/23/16 7:05 PM at Koessler Athletic Center (Buffalo, N.Y.)



Tennessee State 72 • 5-0

| # | Player | | Total | | 3-Ptr | | Rebounds | | | | | PF | TP | A | TO | Blk | Stl | Min |
|-----------------|---------------------|---|--------|--------|-----------|--------|----------|-------|-------|-------|----------|----|----|---|-----|-----|-----|-----|
| | | | FG-FGA | FT-FTA | FG-FGA | FT-FTA | Off | Def | Total | | | | | | | | | |
| 04 | HAMILTON, K. | f | 2-4 | 0-1 | 0-0 | 1 | 1 | 2 | 3 | 4 | 0 | 1 | 0 | 1 | 14 | | | |
| 33 | MARTIN, Wayne | f | 6-9 | 0-0 | 2-4 | 4 | 10 | 14 | 2 | 14 | 0 | 3 | 1 | 1 | 32 | | | |
| 03 | REED, Jordan | g | 5-7 | 1-2 | 2-2 | 6 | 5 | 11 | 4 | 13 | 3 | 3 | 1 | 0 | 26 | | | |
| 05 | McCALL, Tahjere | f | 6-10 | 2-3 | 0-2 | 0 | 5 | 5 | 2 | 14 | 6 | 4 | 1 | 4 | 32 | | | |
| 14 | REDDICK, Darreon | g | 2-5 | 1-3 | 1-2 | 0 | 2 | 2 | 1 | 6 | 2 | 3 | 0 | 0 | 24 | | | |
| 00 | CHANEY, Armani | | 0-5 | 0-1 | 3-4 | 1 | 0 | 1 | 1 | 3 | 1 | 0 | 1 | 1 | 17 | | | |
| 01 | SPENCER, Delano | | 5-9 | 2-4 | 0-1 | 0 | 1 | 1 | 4 | 12 | 0 | 1 | 0 | 0 | 23 | | | |
| 13 | OYEDIRAN, Samson | | 0-0 | 0-0 | 0-0 | 0 | 0 | 0 | 1 | 0 | 0 | 0 | 0 | 0 | 1 | | | |
| 15 | WILLIAMS, Xavier | | 0-0 | 0-0 | 0-0 | 0 | 0 | 0 | 0 | 0 | 0 | 0 | 0 | 0 | 3 | | | |
| 21 | MEKOWULU, Christian | | 2-5 | 0-0 | 2-4 | 2 | 4 | 6 | 2 | 6 | 0 | 2 | 1 | 2 | 21 | | | |
| 23 | EVERETT, A'Torey | | 0-0 | 0-0 | 0-0 | 0 | 1 | 1 | 0 | 0 | 0 | 1 | 0 | 0 | 7 | | | |
| Team | | | | | | 0 | 2 | 2 | | | | 1 | | | | | | |
| Totals | | | 28-54 | 6-14 | 10-19 | 14 | 31 | 45 | 20 | 72 | 12 | 19 | 5 | 9 | 200 | | | |
| FG % 1st Half: | | | 16-25 | 64.0% | 2nd half: | 12-29 | 41.4% | Game: | 28-54 | 51.9% | Deadball | | | | | | | |
| 3FG % 1st Half: | | | 4-8 | 50.0% | 2nd half: | 2-6 | 33.3% | Game: | 6-14 | 42.9% | Rebounds | | | | | | | |
| FT % 1st Half: | | | 4-6 | 66.7% | 2nd half: | 6-13 | 46.2% | Game: | 10-19 | 52.6% | 2.1 | | | | | | | |

Canisius 58 • 1-4

| # | Player | Total | | 3-Ptr | | Rebounds | | | PF | TP | A | | | TO | Blk | Stl | Min |
|-----------------|---------------------|--------|--------|-----------|--------|----------|-------|-------|-------|----|----|----|-----|----|-----|---------------------------|-----|
| | | FG-FGA | FT-FTA | FG-FGA | FT-FTA | Off | Def | Tot | | | A | TO | Blk | | | | |
| 02 | Crumpton, Jermaine | f | 3-10 | 3-4 | 0-0 | 2 | 3 | 5 | 0 | 9 | 2 | 2 | 0 | 1 | 20 | | |
| 22 | Valenti, Phil | f | 5-10 | 1-4 | 1-6 | 1 | 6 | 7 | 3 | 12 | 2 | 2 | 0 | 2 | 35 | | |
| 01 | Johnson, Malik | g | 0-2 | 0-1 | 0-0 | 0 | 0 | 0 | 2 | 0 | 3 | 4 | 0 | 2 | 19 | | |
| 04 | Douse, Kiefer | g | 2-6 | 0-2 | 4-7 | 2 | 1 | 3 | 4 | 8 | 2 | 4 | 0 | 0 | 24 | | |
| 05 | Robertson, Kassius | g | 3-9 | 1-4 | 0-0 | 1 | 4 | 5 | 1 | 7 | 4 | 1 | 1 | 0 | 29 | | |
| 03 | Dixon-Green, Martin | g | 1-2 | 0-1 | 2-4 | 1 | 2 | 3 | 0 | 4 | 0 | 0 | 0 | 1 | 6 | | |
| 10 | Planincic, Selvedin | g | 0-2 | 0-0 | 0-2 | 1 | 2 | 3 | 1 | 0 | 0 | 0 | 4 | 0 | 14 | | |
| 11 | Atkinson, Chris | g | 0-1 | 0-1 | 0-0 | 0 | 0 | 0 | 2 | 0 | 2 | 1 | 0 | 0 | 13 | | |
| 13 | Reese, Isaiah | g | 4-7 | 3-5 | 2-2 | 1 | 1 | 2 | 2 | 13 | 3 | 1 | 1 | 1 | 20 | | |
| 14 | Foley, Spencer | g | 0-3 | 0-3 | 2-2 | 0 | 0 | 0 | 0 | 2 | 0 | 0 | 0 | 0 | 7 | | |
| 23 | St. Louis, Dantai | g | 1-2 | 0-0 | 1-2 | 1 | 0 | 1 | 4 | 3 | 0 | 0 | 0 | 0 | 13 | | |
| Team | | | | | | 2 | 0 | 2 | | | | | | | | | |
| Totals | | | 19-54 | 8-25 | 12-25 | 12 | 19 | 31 | 19 | 58 | 18 | 15 | 6 | 7 | 200 | | |
| FG % 1st Half: | | 10-31 | 32.3% | 2nd half: | 9-23 | 39.1% | Game: | 19-54 | 35.2% | | | | | | | Deadball Rebounds 4 | |
| 3FG % 1st Half: | | 5-17 | 29.4% | 2nd half: | 3-8 | 37.5% | Game: | 8-25 | 32.0% | | | | | | | | |
| FT % 1st Half: | | 2-6 | 33.3% | 2nd half: | 10-19 | 52.6% | Game: | 12-25 | 48.0% | | | | | | | | |

Officials: Kevin O'Connell, Rod Mrakovich, Ron Snedden
Technical fouls: Tennessee State-None. Canisius-None.
Attendance: 864

| Score by periods | 1st | 2nd | Total |
|------------------|-----|-----|-------|
| Tennessee State | 40 | 32 | 72 |
| Canisius | 27 | 31 | 58 |

| Points | In | Off | 2nd | Fast | Bench |
|--------|----|-----|-----|------|-------|
| TSUMBB | 36 | 1/0 | 11 | 9 | 21 |
| CAN | 16 | 15 | 2 | 14 | 22 |

Score tied - 4 times.
Lead changed - 3 times.

Last FG - TSUMBB 2nd-04:48, CAN 2nd-01:02.
Largest lead - TSUMBB by 21 2nd-12:58, CAN by 6 1st-16:37.
TSUMBB led for 29:20. CAN led for 09:40. Game was tied for 01:00.

GAME 7 ►► 11/29/16 - AT VANDERBILT - L, 83-59 - AWAY



Official Basketball Box Score - Game Totals - Final Statistics
Tennessee State vs Vanderbilt
11/29/16 7:00 pm at Nashville, Tenn. (Memorial Gym)



Tennessee State 59 • 6-1

| # | Player | Total | | 3-Ptr | | Rebounds | | | | | PF | TP | A | TO | Blk | Stl | Min |
|-----------------|---------------------|--------|--------|-----------|--------|----------|-------|-------|-------|----------|----|----|---|----|-----|-----|-----|
| | | FG-FGA | FT-FTA | FG-FGA | FT-FTA | Off | Def | Tot | | | | | | | | | |
| 04 | HAMILTON, K. | f | 7-12 | 3-5 | 2-5 | 3 | 1 | 4 | 2 | 19 | 0 | 4 | 1 | 0 | 26 | | |
| 33 | MARTIN, Wayne | f | 2-5 | 0-1 | 1-2 | 1 | 3 | 4 | 2 | 5 | 0 | 4 | 0 | 0 | 28 | | |
| 03 | REED, Jordan | f | 2-5 | 0-0 | 2-6 | 2 | 2 | 4 | 4 | 6 | 2 | 1 | 1 | 2 | 29 | | |
| 05 | McCALL, Tahjere | g | 1-3 | 0-0 | 6-10 | 0 | 0 | 0 | 5 | 8 | 3 | 0 | 0 | 1 | 20 | | |
| 14 | REDDICK, Darreon | g | 5-14 | 2-3 | 0-0 | 0 | 0 | 0 | 0 | 12 | 0 | 0 | 0 | 0 | 28 | | |
| 00 | CHANEY, Armani | f | 1-3 | 0-1 | 0-0 | 0 | 2 | 2 | 2 | 2 | 2 | 2 | 0 | 0 | 22 | | |
| 01 | SPENCER, Delano | f | 2-7 | 2-5 | 0-0 | 0 | 0 | 0 | 2 | 6 | 1 | 1 | 0 | 0 | 22 | | |
| 15 | WILLIAMS, Xavier | f | 0-0 | 0-0 | 0-0 | 0 | 1 | 1 | 0 | 0 | 0 | 0 | 0 | 0 | 3 | | |
| 21 | MEKOWULU, Christian | f | 0-0 | 0-0 | 1-2 | 1 | 0 | 1 | 3 | 1 | 0 | 2 | 1 | 0 | 19 | | |
| 23 | EVERETT, A'Torey | f | 0-0 | 0-0 | 0-0 | 0 | 0 | 0 | 0 | 0 | 0 | 0 | 0 | 0 | 3 | | |
| Team | | | | | | 2 | 2 | 4 | | | | | | | | | |
| Totals | | | 20-49 | 7-15 | 12-25 | 9 | 11 | 20 | 20 | 59 | 8 | 14 | 3 | 3 | 200 | | |
| FG % 1st Half: | | 9-27 | 33.3% | 2nd half: | 11-22 | 50.0% | Game: | 20-49 | 40.8% | Deadball | | | | | | | |
| 3FG % 1st Half: | | 2-7 | 28.6% | 2nd half: | 5-8 | 62.5% | Game: | 7-15 | 46.7% | Rebounds | | | | | | | |
| FT % 1st Half: | | 2-6 | 33.3% | 2nd half: | 10-19 | 52.6% | Game: | 12-25 | 48.0% | 7 | | | | | | | |

Vanderbilt 83 • 4-3

| # | Player | | Total | | 3-Ptr | | Rebounds | | | | | PF | TP | A | TO | Blk | Stl | Min |
|-----------------|----------------------|---|--------|--------|-----------|--------|----------|-------|-------|-------|----|----|----|---|-----|---------------------------|-----|-----|
| | | | FG-FGA | FT-FTA | FG-FGA | FT-FTA | Off | Def | Tot | | | | | | | | | |
| 11 | ROBERSON, Jeff | f | 5-10 | 2-4 | 1-2 | 0 | 5 | 5 | 3 | 13 | 0 | 4 | 0 | 2 | 31 | | | |
| 03 | KORNET, Luke | c | 2-4 | 0-1 | 8-8 | 3 | 3 | 6 | 2 | 12 | 1 | 3 | 2 | 1 | 28 | | | |
| 01 | WILLIS, Payton | g | 2-4 | 1-3 | 4-4 | 1 | 1 | 2 | 3 | 9 | 3 | 3 | 0 | 0 | 23 | | | |
| 05 | FISHER-DAVIS, Matthe | g | 6-10 | 2-5 | 8-11 | 2 | 3 | 5 | 2 | 22 | 1 | 2 | 0 | 2 | 29 | | | |
| 13 | LACHANCE, Riley | g | 4-6 | 4-6 | 0-0 | 1 | 1 | 2 | 2 | 12 | 5 | 0 | 0 | 0 | 33 | | | |
| 00 | JUSTICE, Camron | g | 0-2 | 0-1 | 1-3 | 0 | 0 | 0 | 2 | 1 | 1 | 0 | 0 | 1 | 5 | | | |
| 02 | TOYE, Joe | g | 2-3 | 0-0 | 1-2 | 1 | 1 | 2 | 1 | 5 | 0 | 1 | 0 | 0 | 11 | | | |
| 12 | BAPTISTE, Djery | g | 2-2 | 0-0 | 0-0 | 1 | 2 | 3 | 2 | 4 | 0 | 1 | 1 | 0 | 11 | | | |
| 15 | BROWN, Clevon | g | 0-3 | 0-2 | 0-0 | 2 | 0 | 2 | 1 | 0 | 0 | 2 | 0 | 0 | 10 | | | |
| 24 | CRESSLER, Nolan | g | 2-2 | 1-1 | 0-0 | 0 | 5 | 5 | 1 | 5 | 1 | 2 | 0 | 0 | 19 | | | |
| Team | | | | | | 2 | 5 | 7 | | | 1 | | | | | | | |
| Totals | | | 25-46 | 10-23 | 23-30 | 13 | 26 | 39 | 19 | 83 | 12 | 19 | 3 | 6 | 200 | | | |
| FG % 1st Half: | | | 14-23 | 60.9% | 2nd half: | 11-23 | 47.8% | Game: | 25-46 | 54.3% | | | | | | Deadball Rebounds 4 | | |
| 3FG % 1st Half: | | | 5-11 | 45.5% | 2nd half: | 5-12 | 41.7% | Game: | 10-23 | 43.5% | | | | | | | | |
| FT % 1st Half: | | | 10-13 | 76.9% | 2nd half: | 13-17 | 76.5% | Game: | 23-30 | 76.7% | | | | | | | | |

Officials: Anthony Jordan, Joe Lindsay, Chuck Jones
Technical fouls: Tennessee State-REED, Jordan. Vanderbilt-None.
Attendance: 8445

| Score by periods | 1st | 2nd | Total |
|------------------|-----|-----|-------|
| Tennessee State | 22 | 37 | 59 |
| Vanderbilt | 43 | 40 | 83 |

| Points | In | Off | 2nd | Fast | Bench |
|--------|----|-----|-----|------|-------|
| TSUMBB | 20 | 23 | 9 | 3 | 9 |
| VU | 22 | 9 | 22 | 8 | 15 |

Score tied - 3 times.
Lead changed - 3 times.

Last FG - TSUMBB 2nd-01:40, VU 2nd-01:19.
Largest lead - TSUMBB by 3 1st-19:20, VU by 28 2nd-09:08.
TSUMBB led for 00:58, VU led for 36:28. Game was tied for 02:31.

GAME 6 ►► 11/26/16 - VS. REINHARDT - W, 96-64 - HOME



Official Basketball Box Score - Game Totals - Final Statistics
Reinhardt vs Tennessee State
11/26/16 7:00 pm at Nashville, Tenn. (Gentry Center)



Reinhardt 64 • 7-2

| # | Player | Total | | 3-Ptr | | Rebounds | | | PF | TP | A | TO | Blk | Stl | Min |
|-----------------------|-----------------|--------|----------------|--------|-------------|----------|-------|----|----|----|----|----|-----|----------|-----|
| | | FG-FGA | FG-FGA | FT-FTA | Off | Def | Tot | | | | | | | | |
| 01 | IRVIN, Melvin | 1-3 | 0-1 | 2-2 | 1 | 3 | 4 | 3 | 4 | 0 | 3 | 0 | 0 | 17 | |
| 03 | BUNKLEY, Samuel | 3-6 | 2-5 | 0-0 | 1 | 1 | 2 | 3 | 8 | 2 | 1 | 0 | 1 | 18 | |
| 04 | BRIDGES, Justin | 2-4 | 2-3 | 0-0 | 0 | 0 | 0 | 2 | 6 | 4 | 4 | 0 | 0 | 24 | |
| 12 | JONES, Duncan | 2-5 | 2-5 | 2-2 | 0 | 3 | 3 | 1 | 8 | 1 | 0 | 0 | 0 | 14 | |
| 55 | WILSON, Dorea | 1-5 | 1-3 | 0-0 | 2 | 2 | 4 | 2 | 3 | 0 | 3 | 0 | 0 | 15 | |
| 05 | TOBIN, Corey | 3-5 | 2-4 | 0-0 | 0 | 0 | 0 | 1 | 8 | 0 | 1 | 0 | 1 | 14 | |
| 10 | HUNDT, Scot | 0-0 | 0-0 | 0-0 | 1 | 0 | 1 | 0 | 0 | 0 | 0 | 0 | 0 | 4 | |
| 11 | JONES, Nehemiah | 6-9 | 2-4 | 1-2 | 2 | 1 | 3 | 4 | 15 | 0 | 5 | 0 | 3 | 26 | |
| 21 | CAMPBELL, Tyson | 0-2 | 0-2 | 0-0 | 0 | 0 | 0 | 0 | 0 | 0 | 0 | 0 | 0 | 4 | |
| 22 | HIRSH, Elijah | 2-7 | 2-5 | 0-0 | 0 | 3 | 3 | 4 | 6 | 0 | 0 | 0 | 0 | 16 | |
| 23 | 2-DRONG, Latroy | 2-6 | 0-2 | 0-0 | 0 | 0 | 0 | 6 | 4 | 1 | 4 | 0 | 0 | 27 | |
| 30 | SANDERS, Dwight | 0-2 | 0-2 | 2-3 | 1 | 0 | 1 | 3 | 2 | 1 | 4 | 0 | 1 | 16 | |
| 44 | MISNER, Matt | 0-1 | 0-0 | 0-0 | 0 | 1 | 1 | 4 | 0 | 1 | 2 | 0 | 0 | 8 | |
| 50 | HAYES, Brandon | 0-0 | 0-0 | 0-0 | 0 | 1 | 1 | 1 | 0 | 0 | 0 | 0 | 0 | 7 | |
| Team | | 22-55 | 13-36 | 7-9 | 11 | 20 | 31 | 32 | 64 | 10 | 27 | 0 | 7 | 200 | |
| Totals | | 22-55 | 13-36 | 7-9 | 11 | 20 | 31 | 32 | 64 | 10 | 27 | 0 | 7 | 200 | |
| FG % 1st Half: 16-31 | | 51.6% | 2nd half: 6-24 | 25.0% | Game: 22-55 | | 40.0% | | | | | | | Deadball | |
| 3FG % 1st Half: 13-23 | | 56.5% | 2nd half: 0-13 | 0.0% | Game: 13-36 | | 36.1% | | | | | | | Rebounds | |
| FT % 1st Half: 0-0 | | 0.0% | 2nd half: 7-9 | 77.8% | Game: 7-9 | | 77.8% | | | | | | | 1 | |

Score tied - 1 time.
Lead changed - 3 times.



GAME 13 ►► 12/31/16 - AT MURRAY STATE - L, 92-83 - AWAY

Official Basketball Box Score - Game Totals - Final Statistics
Tennessee State vs Murray State
12/31/16 11:05 AM at Murray, Ky. (CFSB Center)

Tennessee State 83 • 9-4 (0-1 OVC)

| # | Player | Total | | 3-Ptr | | Rebounds | | | PF | TP | A TO Blk Stl | | | | Min |
|--------|---------------------|--------|--------|--------|----------|----------|-----|----------|-----|----|--------------|----|-----|-----|-----|
| | | FG-FGA | FT-FTA | FG-FGA | FT-FTA | Off | Def | Tot | | | A | TO | Blk | Stl | |
| 03 | REED, Jordan | 4-11 | 0-1 | 3-3 | 6 3 9 | 5 | 11 | 1 1 0 1 | 29 | | | | | | |
| 04 | HAMILTON, K. | 2-5 | 1-1 | 0-0 | 2 0 2 | 5 | 5 | 0 1 0 0 | 9 | | | | | | |
| 05 | McCALL, Tahjere | 5-9 | 0-1 | 4-6 | 1 2 3 | 5 | 14 | 2 6 1 1 | 23 | | | | | | |
| 14 | REDDICK, Darreon | 5-13 | 2-5 | 5-7 | 0 1 1 | 4 | 17 | 2 0 0 0 | 34 | | | | | | |
| 33 | MARTIN, Wayne | 7-10 | 0-1 | 5-6 | 4 12 16 | 5 | 19 | 0 3 3 0 | 40- | | | | | | |
| 00 | CHANEY, Armani | 0-0 | 0-0 | 0-0 | 0 0 0 | 0 | 0 | 2 1 0 1 | 11 | | | | | | |
| 01 | SPENCER, Delano | 2-7 | 1-4 | 0-0 | 0 2 2 | 1 | 5 | 0 2 0 1 | 18 | | | | | | |
| 10 | OYEDIRAN, Samson | 0-0 | 0-0 | 0-1 | 0 1 1 | 3 | 0 | 0 0 0 0 | 9 | | | | | | |
| 21 | MEKOWULU, Christian | 0-0 | 0-0 | 0-0 | 0 0 0 | 5 | 0 | 0 1 0 0 | 8 | | | | | | |
| 23 | EVERETT, A'Torey | 4-8 | 1-2 | 3-3 | 1 0 1 | 2 | 12 | 2 1 0 0 | 19 | | | | | | |
| Team | | | | | 0 3 3 | | | | | | | | | | |
| Totals | | 29-63 | 5-15 | 20-26 | 14 24 38 | 35 | 83 | 9 16 4 4 | 200 | | | | | | |

FG % 1st Half: 16-27 59.3% 2nd half: 13-36 36.1% Game: 29-63 46.0%
3FG % 1st Half: 3-6 50.0% 2nd half: 2-9 22.2% Game: 5-15 33.3%
FT % 1st Half: 8-13 61.5% 2nd half: 12-13 92.3% Game: 20-26 76.9%

Murray State 92 • 7-8 (1-0 OVC)

| # | Player | Total | | 3-Ptr | | Rebounds | | | PF | TP | A TO Blk Stl | | | | Min |
|--------|-------------------|--------|--------|--------|---------|----------|-----|-----------|-----|----|--------------|----|-----|-----|-----|
| | | FG-FGA | FT-FTA | FG-FGA | FT-FTA | Off | Def | Tot | | | A | TO | Blk | Stl | |
| 00 | Miller, Terrell | 1-8 | 0-5 | 3-4 | 1 4 5 | 4 | 5 | 3 1 0 1 | 27 | | | | | | |
| 04 | Sanchious, Brion | 1-2 | 0-0 | 2-4 | 1 5 6 | 5 | 4 | 0 0 2 0 | 32 | | | | | | |
| 01 | Grace, Jerami | 0-0 | 0-0 | 0-0 | 0 0 0 | 2 | 0 | 0 0 0 0 | 1 | | | | | | |
| 02 | Stark, Jonathan | 7-17 | 1-5 | 11-12 | 1 3 4 | 1 | 26 | 5 2 0 1 | 40 | | | | | | |
| 23 | Taylor, Jachai | 0-2 | 0-1 | 0-0 | 0 0 0 | 1 | 0 | 0 2 0 0 | 7 | | | | | | |
| 11 | Croaker, Damarcus | 8-13 | 1-2 | 8-10 | 2 3 5 | 2 | 25 | 3 2 1 3 | 33 | | | | | | |
| 12 | McGhee, Gee | 1-3 | 1-2 | 2-2 | 1 3 4 | 0 | 5 | 1 1 0 0 | 25 | | | | | | |
| 32 | Jones, Bryce | 5-8 | 4-6 | 7-8 | 1 2 3 | 3 | 21 | 2 1 1 0 | 24 | | | | | | |
| 40 | Dupree, Jalen | 2-2 | 0-0 | 2-3 | 2 1 3 | 5 | 6 | 0 1 0 0 | 11 | | | | | | |
| Team | | | | | 0 4 4 | | | | | | | | | | |
| Totals | | 25-55 | 7-21 | 35-43 | 9 25 34 | 23 | 92 | 14 10 4 5 | 200 | | | | | | |

FG % 1st Half: 10-29 34.5% 2nd half: 15-26 57.7% Game: 25-55 45.5%
3FG % 1st Half: 3-12 25.0% 2nd half: 4-9 44.4% Game: 7-21 33.3%
FT % 1st Half: 12-15 80.0% 2nd half: 23-28 82.1% Game: 35-43 81.4%

Officials: Alfred Smith, Mick Feldbinder, Chris Hudson

Technical fouls: Tennessee State-MARTIN, Wayne; REED, Jordan; McCALL, Tahjere. Murray State-Dupree, Jalen; Miller, Terrell.

Attendance: 3314

| Score by periods | 1st | 2nd | Total |
|------------------|-----|-----|-------|
| Tennessee State | 43 | 40 | 83 |
| Murray State | 35 | 57 | 92 |

| Points | In | Off | 2nd | Fast | Bench |
|--------|----|-----|-----|------|-------|
| TSUMB | 40 | 12 | 13 | 4 | 4 |
| MUR | 30 | 19 | 13 | 6 | 57 |

Last FG - TSUMB 2nd-00:55, MUR 2nd-00:11.
Largest lead - TSUMB by 9 1st-13:17, MUR by 9 2nd-00:07.
TSUMB led for 26:03. MUR led for 10:41. Game was tied for 03:16.Score tied - 7 times.
Lead changed - 11 times.

GAME 14 ►► 1/2/17 - VS. KENNESAW STATE - L, 76-73 - HOME

Official Basketball Box Score - Game Totals - Final Statistics
Kennesaw State vs Tennessee State
01/02/17 6 p.m. at Nashville, Tenn. (Gentry Center)

Kennesaw State 76 • 6-10

| # | Player | Total | | 3-Ptr | | Rebounds | | | PF | TP | A TO Blk Stl | | | | Min |
|--------|-------------------|--------|--------|--------|---------|----------|-----|-----------|-----|----|--------------|----|-----|-----|-----|
| | | FG-FGA | FT-FTA | FG-FGA | FT-FTA | Off | Def | Tot | | | A | TO | Blk | Stl | |
| 02 | JONES, Jordan | 2-5 | 0-0 | 0-1 | 1 6 7 | 3 | 4 | 1 0 3 0 | 20 | | | | | | |
| 14 | WILLIAMS, Aubrey | 2-6 | 0-0 | 1-2 | 0 4 4 | 4 | 5 | 0 3 0 0 | 30 | | | | | | |
| 00 | RAY, Kendrick | 7-16 | 4-10 | 2-2 | 0 2 2 | 3 | 20 | 3 6 0 0 | 34 | | | | | | |
| 11 | CLARKE, Kyle | 2-4 | 0-0 | 1-1 | 2 0 2 | 3 | 5 | 4 3 0 0 | 16 | | | | | | |
| 21 | MASTERSON, Nick | 5-8 | 4-5 | 1-1 | 1 1 2 | 1 | 15 | 1 3 0 2 | 30 | | | | | | |
| 04 | HOOKER, Tyler | 3-5 | 1-1 | 8-10 | 0 1 1 | 1 | 15 | 2 1 0 0 | 24 | | | | | | |
| 10 | NIELSEN, Johannes | 1-5 | 0-0 | 4-4 | 0 8 8 | 5 | 6 | 0 2 0 0 | 20 | | | | | | |
| 12 | SCOTT, James | 2-4 | 2-3 | 0-2 | 0 1 1 | 1 | 6 | 0 1 0 0 | 10 | | | | | | |
| 23 | WILSON, Anthony | 0-1 | 0-0 | 0-0 | 2 1 3 | 0 | 0 | 1 0 0 0 | 6 | | | | | | |
| 35 | CAMERON, Zach | 0-1 | 0-0 | 0-0 | 0 2 2 | 2 | 0 | 2 1 4 1 | 10 | | | | | | |
| Team | | | | | 2 2 4 | | | | | | | | | | |
| Totals | | 24-55 | 11-19 | 17-23 | 8 28 36 | 23 | 76 | 14 21 7 3 | 200 | | | | | | |

FG % 1st Half: 15-30 50.0% 2nd half: 9-25 36.0% Game: 24-55 43.6%
3FG % 1st Half: 3-7 42.9% 2nd half: 4-9 50.0% Game: 11-19 57.9%
FT % 1st Half: 5-5 100.0% 2nd half: 12-18 66.7% Game: 17-23 73.9%

Tennessee State 73 • 9-5

| # | Player | Total | | 3-Ptr | | Rebounds | | | PF | TP | A TO Blk Stl | | | | Min |
|--------|---------------------|--------|--------|--------|----------|----------|-----|----------|-----|----|--------------|----|-----|-----|-----|
| | | FG-FGA | FT-FTA | FG-FGA | FT-FTA | Off | Def | Tot | | | A | TO | Blk | Stl | |
| 21 | MEKOWULU, Christian | 1-2 | 0-0 | 2-2 | 1 2 3 | 1 | 4 | 1 1 0 0 | 13 | | | | | | |
| 33 | MARTIN, Wayne | 9-11 | 0-0 | 2-3 | 4 9 13 | 3 | 20 | 1 4 1 0 | 35 | | | | | | |
| 03 | REED, Jordan | 2-6 | 2-3 | 4-6 | 2 7 9 | 2 | 10 | 0 2 1 0 | 30 | | | | | | |
| 05 | McCALL, Tahjere | 9-21 | 0-1 | 7-12 | 2 2 4 | 4 | 25 | 3 5 1 5 | 36 | | | | | | |
| 14 | REDDICK, Darreon | 1-9 | 0-4 | 1-2 | 0 1 1 | 1 | 3 | 2 0 0 1 | 28 | | | | | | |
| 00 | CHANEY, Armani | 1-3 | 0-1 | 0-0 | 0 0 0 | 3 | 2 | 0 0 0 0 | 10 | | | | | | |
| 01 | SPENCER, Delano | 0-2 | 0-2 | 0-0 | 0 0 0 | 0 | 0 | 0 0 0 0 | 6 | | | | | | |
| 04 | HAMILTON, K. | 3-8 | 2-3 | 0-0 | 2 3 5 | 2 | 8 | 0 2 1 0 | 24 | | | | | | |
| 23 | EVERETT, A'Torey | 0-2 | 0-0 | 1-2 | 0 1 1 | 4 | 1 | 2 1 0 0 | 18 | | | | | | |
| Team | | | | | 2 1 3 | | | | | | | | | | |
| Totals | | 26-64 | 4-14 | 17-27 | 13 26 39 | 20 | 73 | 9 15 4 6 | 200 | | | | | | |

FG % 1st Half: 12-32 37.5% 2nd half: 14-32 43.8% Game: 26-64 40.6%
3FG % 1st Half: 3-7 42.9% 2nd half: 1-7 14.3% Game: 4-14 28.6%
FT % 1st Half: 7-11 63.6% 2nd half: 10-16 62.5% Game: 17-27 63.0%

Officials: Jon Campbell, Will Holland, Eric Mims

Technical fouls: Kennesaw State-None. Tennessee State-None.

Attendance: 483

| Score by periods | 1st | 2nd | Total |
|------------------|-----|-----|-------|
| Kennesaw State | 42 | 34 | 76 |
| Tennessee State | 34 | 39 | 73 |

| Points | In | Off | 2nd | Fast | Bench |
|--------|----|-----|-----|------|-------|
| TSUMB | 14 | 15 | 8 | 0 | 27 |
| TSUMB | 38 | 22 | 21 | 0 | 11 |

Last FG - KSU 2nd-02:27, TSUMB 2nd-00:07.
Largest lead - KSU by 14 2nd-16:13, TSUMB by 4 1st-18:06.
KSU led for 35:19. TSUMB led for 03:55. Game was tied for 00:46.Score tied - 2 times.
Lead changed - 5 times.

GAME 15 ►► 1/5/17 - VS. SOUTHEAST MISSOURI - W, 65-62 - HOME

Official Basketball Box Score - Game Totals - Final Statistics
Southeast Missouri vs Tennessee State
01/05/17 7:30 p.m. at Nashville, Tenn. (Gentry Center)

Southeast Missouri 62 • 6-11, 1-1 OVC

| # | Player | Total | | 3-Ptr | | Rebounds | | | PF | TP | A TO Blk Stl | | | | Min |
|--------|---------------------|--------|--------|--------|---------|----------|-----|----------|-----|----|--------------|----|-----|-----|-----|
| | | FG-FGA | FT-FTA | FG-FGA | FT-FTA | Off | Def | Tot | | | A | TO | Blk | Stl | |
| 01 | CLEVELAND, Antonius | 5-10 | 0-1 | 5-11 | 1 5 6 | 4 | 15 | 0 3 0 4 | 35 | | | | | | |
| 12 | CALVIN, Jamaal | 1-5 | 1-3 | 0-0 | 1 2 3 | 2 | 3 | 1 1 0 0 | 27 | | | | | | |
| 22 | BENTON, Jaylen | 3-5 | 0-2 | 0-0 | 0 2 2 | 2 | 6 | 2 2 0 0 | 20 | | | | | | |
| 34 | MAHONEY, Denzel | 3-7 | 1-4 | 4-4 | 0 3 3 | 2 | 11 | 2 2 0 0 | 27 | | | | | | |
| 00 | TCHENGANG, William | 0-1 | 0-0 | 0 0 0 | 5 0 5 | 0 | 1 | 0 0 0 0 | 9 | | | | | | |
| 02 | EADDY, Tahj | 4-9 | 0-3 | 2-2 | 1 1 2 | 1 | 10 | 0 1 0 1 | 23 | | | | | | |
| 10 | DALTON, Jonathan | 0-1 | 0-1 | 0-0 | 0 1 1 | 1 | 0 | 0 2 0 0 | 13 | | | | | | |
| 13 | KELLUM, Trey | 4-5 | 0-0 | 1-2 | 4 4 8 | 5 | 9 | 0 3 2 0 | 26 | | | | | | |
| 23 | SIMMONS, Daniel | 2-9 | 2-6 | 2-2 | 0 2 2 | 1 | 8 | 1 0 0 2 | 20 | | | | | | |
| Team | | | | | 0 4 4 | | | | | | | | | | |
| Totals | | 22-52 | 4-20 | 14-21 | 7 24 31 | 23 | 62 | 6 15 2 7 | 200 | | | | | | |

FG % 1st Half: 10-27 37.0% 2nd half: 12-25 48.0% Game: 22-52 42.3%
3FG % 1st Half: 1-11 9.1% 2nd half: 3-9 33.3% Game: 4-20 20.0%
FT % 1st Half: 8-12 66.7% 2nd half: 6-9 66.7% Game: 14-21 66.7%

Tennessee State 65 • 10-5, 1-1 OVC

| # | Player | Total | | 3-Ptr | | Rebounds | | | PF | TP | A TO Blk Stl | | | | Min |
|--------|---------------------|--------|--------|--------|--------|----------|-----|-----|----|----|--------------|----|-----|-----|-----|
| | | FG-FGA | FT-FTA | FG-FGA | FT-FTA | Off | Def | Tot | | | A | TO | Blk | Stl | |
| 03 | REED, Jordan | 2-4 | 1-2 | 3-4 | 0 | 6 | 6 | 2 | 8 | 3 | 2 | 1 | 0 | 27 | |
| 05 | McCALL, Tahjere | 10-17 | 1-2 | 6-8 | 2 | 6 | 8 | 1 | 27 | 4 | 4 | 0 | 3 | 38 | |
| 14 | REDDICK, Darreon | 1-6 | 1-4 | 0-1 | 0 | 2 | 2 | 2 | 3 | 0 | 3 | 0 | 0 | 32 | |
| 21 | MEKOWULU, Christian | 2-3 | 0-0 | 2-5 | 2 | 6 | 8 | 2 | 6 | 0 | 3 | 0 | 1 | 25 | |
| 33 | MARTIN, Wayne | 5-9 | 0-1 | 0-0 | 0 | 3 | 3 | 4 | 10 | 0 | 1 | 1 | 0 | 30 | |
| 00 | CHANEY, Armani | 1-1 | 0-0 | 4-4 | 0 | 1 | 1 | 1 | 6 | 0 | 2 | 0 | 0 | 14 | |
| 04 | HAMILTON, K. | 1-3 | 0-0 | 0-0 | 1 | 0 | 1 | 2 | 2 | 0 | 2 | 0 | 0 | 9 | |
| 23 | EVERETT, A'Torey | 0-1 | 0-1 | 3-4 | 0 | 1 | 1 | 5 | 3 | 1 | 1 | 0 | 0 | 25 | |
| | Team | | | | 0 | 2 | 2 | | | | | | | | |
| Totals | | 22-44 | 3-10 | 18-26 | 5 | 27 | 32 | 19 | 65 | 8 | 18 | 2 | 4 | 200 | |



GAME 17 ►► 1/12/17 - AT EASTERN KENTUCKY - W, 64-49 - AWAY



Official Basketball Box Score -- Game Totals -- Final Statistics
Tennessee State vs Eastern Kentucky
01/12/17 7:00 PM at Richmond, Ky. (Paul S. McBrayer Arena)



Tennessee State 63 • 12-5 (3-1 OVC)

| # | Player | Total | | 3-Ptr | | Rebounds | | | PF | TP | A | | TO | Blk | Stl | Min |
|--------|---------------------|--------|--------|--------|----------|----------|-----|-----|----|----|----|-----|----|-----|-----|-----|
| | | FG-FGA | FG-FGA | FT-FTA | FT-FTA | Off | Def | Tot | | | TO | Blk | | | | |
| 21 | MEKOWULU, Christian | 1-3 | 0-0 | 2-3 | 3 3 6 | 5 | 4 | 0 | 1 | 0 | 0 | 0 | 0 | 0 | 0 | 16 |
| 33 | MARTIN, Wayne | 7-14 | 0-0 | 0-2 | 6 11 17 | 4 | 14 | 0 | 2 | 1 | 0 | 0 | 0 | 0 | 0 | 35 |
| 03 | REED, Jordan | 2-10 | 1-4 | 1-2 | 5 2 7 | 2 | 6 | 0 | 0 | 1 | 0 | 0 | 0 | 0 | 0 | 25 |
| 05 | McCALL, Tahjere | 4-7 | 0-1 | 2-2 | 0 4 4 | 4 | 10 | 7 | 3 | 1 | 3 | 0 | 0 | 0 | 0 | 26 |
| 14 | REDDICK, Darreon | 3-9 | 3-6 | 0-0 | 0 1 1 | 1 | 9 | 3 | 0 | 0 | 0 | 0 | 0 | 0 | 0 | 39 |
| 00 | CHANEY, Armani | 0-0 | 0-0 | 0-0 | 0 0 0 | 0 | 0 | 0 | 0 | 0 | 0 | 0 | 0 | 0 | 0 | 3 |
| 01 | SPENCER, Delano | 4-8 | 4-7 | 0-0 | 0 3 3 | 1 | 12 | 0 | 1 | 0 | 0 | 0 | 0 | 0 | 0 | 22 |
| 04 | HAMILTON, K. | 2-11 | 0-2 | 2-2 | 2 5 7 | 1 | 6 | 0 | 2 | 0 | 3 | 0 | 0 | 0 | 0 | 23 |
| 13 | OYEDIRAN, Samson | 0-0 | 0-0 | 0-0 | 0 0 0 | 0 | 0 | 0 | 0 | 0 | 0 | 0 | 0 | 0 | 0 | 0+ |
| 23 | EVERETT, A'Torey | 0-1 | 0-0 | 2-2 | 0 0 0 | 1 | 2 | 2 | 1 | 0 | 0 | 0 | 0 | 0 | 0 | 11 |
| Team | | | | | 0 1 1 | | | | | | | | | | | |
| Totals | | 23-63 | 8-20 | 9-13 | 16 30 46 | 19 | 63 | 12 | 10 | 3 | 10 | 0 | 0 | 0 | 0 | 200 |

FG % 1st Half: 13-33 39.4% 2nd half: 10-30 33.3% Game: 23-63 36.5%
3FG % 1st Half: 6-10 60.0% 2nd half: 2-10 20.0% Game: 8-20 40.0%
FT % 1st Half: 0-2 0.0% 2nd half: 9-11 81.8% Game: 9-13 69.2%

Eastern Kentucky 49 • 8-11 (1-3 OVC)

| # | Player | Total | | 3-Ptr | | Rebounds | | | PF | TP | A | | TO | Blk | Stl | Min |
|--------|------------------|--------|--------|--------|----------|----------|-----|-----|----|----|----|-----|----|-----|-----|-----|
| | | FG-FGA | FG-FGA | FT-FTA | FT-FTA | Off | Def | Tot | | | TO | Blk | | | | |
| 01 | ADAMS, Marlon | 1-5 | 0-3 | 2-6 | 1 2 3 | 3 | 4 | 2 | 3 | 1 | 1 | 1 | 1 | 0 | 0 | 17 |
| 10 | MAYO, Nick | 6-14 | 1-4 | 2-5 | 0 5 5 | 3 | 15 | 2 | 3 | 1 | 1 | 1 | 0 | 0 | 0 | 39 |
| 12 | CHARLES, Zach | 2-3 | 0-1 | 2-5 | 4 7 11 | 0 | 6 | 0 | 1 | 2 | 0 | 0 | 0 | 0 | 0 | 30 |
| 02 | GIST, Asante | 7-19 | 2-8 | 1-2 | 0 1 1 | 4 | 17 | 3 | 3 | 0 | 0 | 0 | 0 | 0 | 0 | 39 |
| 04 | AVARE, Dillon | 2-9 | 2-8 | 0-0 | 0 3 3 | 3 | 6 | 1 | 0 | 0 | 2 | 0 | 0 | 0 | 0 | 34 |
| 03 | DISHMAN, DeAndre | 0-1 | 0-0 | 1-2 | 3 6 9 | 1 | 1 | 2 | 2 | 0 | 1 | 0 | 0 | 0 | 0 | 30 |
| 22 | HILL, Trevor | 0-0 | 0-0 | 0-0 | 0 0 0 | 1 | 0 | 0 | 1 | 0 | 0 | 0 | 0 | 0 | 0 | 2 |
| 31 | CHITTY, Parker | 0-2 | 0-2 | 0-0 | 0 0 0 | 1 | 0 | 0 | 0 | 0 | 0 | 0 | 0 | 0 | 0 | 9 |
| Team | | | | | 3 2 5 | | | | | | | | | | | |
| Totals | | 18-53 | 5-26 | 8-20 | 11 26 37 | 16 | 49 | 10 | 13 | 6 | 5 | 0 | 0 | 0 | 0 | 200 |

FG % 1st Half: 10-25 40.0% 2nd half: 8-28 28.6% Game: 18-53 34.0%
3FG % 1st Half: 4-14 28.6% 2nd half: 1-12 8.3% Game: 5-26 19.2%
FT % 1st Half: 2-7 28.6% 2nd half: 6-13 46.2% Game: 8-20 40.0%

Officials: Tim Gattis, Bret Smith, Michael Ingram
Technical fouls: Tennessee State-None. Eastern Kentucky-None.
Attendance: 1150

| Score by periods | 1st | 2nd | Total |
|------------------|-----|-----|-------|
| Tennessee State | 32 | 31 | 63 |
| Eastern Kentucky | 26 | 23 | 49 |

Last FG - TSUMB 2nd-00:23, ECU 2nd-00:13.
Largest lead - TSUMB by 14 2nd-03:23, ECU by 2 1st-12:13.
TSUMB led for 34:17, ECU led for 01:05. Game was tied for 04:38.

| Points | In | Off | 2nd | Fast | Bench |
|--------|----|-----|-----|------|-------|
| TSUMB | 28 | 13 | 14 | 2 | 20 |
| ECU | 22 | 12 | 9 | 0 | 1 |

Score tied - 3 times.
Lead changed - 4 times.

GAME 18 ►► 1/14/17 - AT MOREHEAD STATE - L, 87-85 - AWAY



Official Basketball Box Score -- Game Totals -- Final Statistics
Tennessee State vs Morehead State
1/14/17 7:45 p.m. at Morehead, Ky. | Johnson Arena



Tennessee State 85 • 12-6 / 3-2 OVC

| # | Player | Total | | 3-Ptr | | Rebounds | | | PF | TP | A | | TO | Blk | Stl | Min |
|--------|---------------------|--------|--------|--------|---------|----------|-----|-----|----|----|----|-----|----|-----|-----|-----|
| | | FG-FGA | FG-FGA | FT-FTA | FT-FTA | Off | Def | Tot | | | TO | Blk | | | | |
| 21 | MEKOWULU, Christian | 1-1 | 0-0 | 0-0 | 0 2 2 | 3 | 2 | 1 | 0 | 0 | 0 | 0 | 0 | 0 | 0 | 23 |
| 33 | MARTIN, Wayne | 11-14 | 0-1 | 4-6 | 2 6 8 | 3 | 26 | 3 | 1 | 2 | 3 | 0 | 0 | 0 | 0 | 33 |
| 03 | REED, Jordan | 6-9 | 1-1 | 3-4 | 3 3 6 | 4 | 16 | 2 | 3 | 1 | 1 | 0 | 0 | 0 | 0 | 30 |
| 05 | McCALL, Tahjere | 4-9 | 1-2 | 3-4 | 1 0 1 | 4 | 12 | 4 | 7 | 0 | 4 | 0 | 0 | 0 | 0 | 23 |
| 14 | REDDICK, Darreon | 2-8 | 0-4 | 2-2 | 0 1 1 | 0 | 6 | 1 | 1 | 0 | 1 | 0 | 0 | 0 | 0 | 32 |
| 00 | CHANEY, Armani | 0-1 | 0-0 | 0-0 | 0 0 0 | 0 | 0 | 0 | 0 | 0 | 0 | 0 | 0 | 0 | 0 | 11 |
| 01 | SPENCER, Delano | 6-11 | 5-7 | 1-2 | 1 1 2 | 2 | 18 | 0 | 0 | 0 | 0 | 0 | 0 | 0 | 0 | 26 |
| 04 | HAMILTON, K. | 0-1 | 0-0 | 2-2 | 0 1 1 | 4 | 2 | 0 | 1 | 1 | 0 | 0 | 0 | 0 | 0 | 16 |
| 23 | EVERETT, A'Torey | 0-0 | 0-0 | 3-4 | 0 0 0 | 1 | 3 | 1 | 1 | 0 | 0 | 0 | 0 | 0 | 0 | 6 |
| Team | | | | | 1 3 4 | | | | | | | | | | | |
| Totals | | 30-54 | 7-15 | 18-24 | 8 17 25 | 21 | 85 | 12 | 14 | 4 | 9 | 0 | 0 | 0 | 0 | 200 |

FG % 1st Half: 12-23 52.2% 2nd half: 18-31 58.1% Game: 30-54 55.6%
3FG % 1st Half: 2-7 28.6% 2nd half: 5-8 62.5% Game: 7-15 46.7%
FT % 1st Half: 6-8 75.0% 2nd half: 12-16 75.0% Game: 18-24 75.0%

Morehead State 87 • 7-11 / 3-2 OVC

| # | Player | Total | | 3-Ptr | | Rebounds | | | PF | TP | A | | TO | Blk | Stl | Min |
|--------|--------------------|--------|--------|--------|----------|----------|-----|-----|----|----|----|-----|----|-----|-----|-----|
| | | FG-FGA | FG-FGA | FT-FTA | FT-FTA | Off | Def | Tot | | | TO | Blk | | | | |
| 01 | WILLIAMS, Treshaad | 2-2 | 0-0 | 5-7 | 1 1 2 | 4 | 9 | 0 | 1 | 0 | 1 | 0 | 0 | 0 | 0 | 25 |
| 15 | MARRERO, DeJuan | 6-11 | 0-0 | 10-12 | 5 11 16 | 4 | 22 | 3 | 2 | 0 | 1 | 0 | 0 | 0 | 0 | 35 |
| 25 | BEAMON, Ronnye | 3-5 | 2-3 | 0-0 | 2 0 2 | 4 | 8 | 1 | 1 | 0 | 0 | 0 | 0 | 0 | 0 | 25 |
| 05 | DICENT, Miguel | 6-13 | 5-11 | 2-2 | 0 2 2 | 2 | 19 | 5 | 5 | 0 | 0 | 0 | 0 | 0 | 0 | 39 |
| 22 | MOON, Xavier | 2-7 | 1-4 | 2-2 | 1 2 3 | 2 | 7 | 8 | 4 | 1 | 2 | 0 | 0 | 0 | 0 | 39 |
| 02 | WALKER, Jordan | 2-3 | 1-2 | 2-2 | 0 0 0 | 3 | 7 | 0 | 0 | 0 | 0 | 0 | 0 | 0 | 0 | 15 |
| 13 | HARRIS, Lamontay | 6-15 | 1-3 | 2-2 | 2 1 3 | 3 | 15 | 1 | 2 | 0 | 0 | 0 | 0 | 0 | 0 | 20 |
| 32 | HEINSON, Djimon | 0-0 | 0-0 | 0-0 | 0 0 0 | 0 | 0 | 0 | 0 | 0 | 0 | 0 | 0 | 0 | 0 | 2 |
| Team | | | | | 1 0 1 | | | | | | | | | | | |
| Totals | | 27-56 | 10-23 | 23-27 | 12 17 29 | 22 | 87 | 18 | 15 | 1 | 5 | 0 | 0 | 0 | 0 | 200 |

FG % 1st Half: 13-27 48.1% 2nd half: 14-29 48.3% Game: 27-56 48.2%
3FG % 1st Half: 4-9 44.4% 2nd half: 6-14 42.9% Game: 10-23 43.5%
FT % 1st Half: 8-11 72.7% 2nd half: 15-16 93.8% Game: 23-27 85.2%

Officials: John Dillon, Darnell Spann, Andy Nagy
Technical fouls: Tennessee State-MARTIN, Wayne. Morehead State-None.
Attendance: 2858

| Score by periods | 1st | 2nd | Total |
|------------------|-----|-----|-------|
| Tennessee State | 32 | 53 | 85 |
| Morehead State | 38 | 49 | 87 |

Last FG - TSUMB 2nd-01:05, MORM 2nd-00:06.
Largest lead - TSUMB by 4 1st-11:16, MORM by 10 1st-05:06.
TSUMB led for 04:13, MORM led for 33:48. Game was tied for 01:59.

Score tied - 3 times.
Lead changed - 3 times.

GAME 19 ►► 1/19/17 - VS. TENNESSEE TECH - L, 80-74 OT - HOME



Official Basketball Box Score -- Game Totals -- Final Statistics
Tennessee Tech vs Tennessee State
01/19/17 7 p.m. at Nashville, Tenn. (Gentry Center)



Tennessee Tech 80 • 8-13, 4-2 OVC

| # | Player | Total | | 3-Ptr | | Rebounds | | | PF | TP | A | | TO | Blk | Stl | Min |
|--------|---------------------|--------|--------|--------|----------|----------|-----|-----|----|----|----|-----|----|-----|-----|-----|
| | | FG-FGA | FG-FGA | FT-FTA | FT-FTA | Off | Def | Tot | | | TO | Blk | | | | |
| 24 | HAWKINS, Ja'Cardo | 0-1 | 0-1 | 0-0 | 1 2 3 | 4 | 0 | 1 | 2 | 0 | 0 | 0 | 0 | 0 | 0 | 10 |
| 25 | RAMSEY, Mason | 5-9 | 0-1 | 2-6 | 3 4 7 | 5 | 12 | 2 | 3 | 2 | 2 | 0 | 0 | 0 | 0 | 32 |
| 04 | JUGOVIC, Aleksa | 8-18 | 3-9 | 11-11 | 1 3 4 | 1 | 30 | 5 | 1 | 0 | 1 | 0 | 0 | 0 | 0 | 43 |
| 10 | MACK, Kajon | 1-2 | 1-2 | 0-0 | 0 0 0 | 5 | 3 | 3 | 1 | 0 | 2 | 0 | 0 | 0 | 0 | 12 |
| 20 | FRAZIER, Savonte | 0-5 | 0-2 | 2-4 | 1 7 8 | 2 | 2 | 5 | 3 | 0 | 0 | 0 | 0 | 0 | 0 | 38 |
| 02 | ROGERS, Hakeem | 6-11 | 2-4 | 1-1 | 2 3 5 | 1 | 15 | 0 | 1 | 0 | 0 | 0 | 0 | 0 | 0 | 20 |
| 11 | HENRY, Micaiah | 0-1 | 0-0 | 2-2 | 1 0 1 | 5 | 2 | 1 | 2 | 1 | 0 | 0 | 0 | 0 | 0 | 12 |
| 12 | ADAMS, Stephaun | 0-0 | 0-0 | 2-2 | 0 1 1 | 0 | 2 | 0 | 0 | 0 | 0 | 0 | 0 | 0 | 0 | 4 |
| 15 | PHILLIPS, Curtis | 3-9 | 0-3 | 3-4 | 0 4 4 | 0 | 9 | 1 | 3 | 0 | 2 | 0 | 0 | 0 | 0 | 34 |
| 22 | ALEXANDER, Courtney | 1-2 | 0-0 | 0-0 | 0 4 4 | 1 | 2 | 0 | 2 | 0 | 0 | 0 | 0 | 0 | 0 | 16 |
| 30 | BLEVINS, Colton | 0-0 | 0-0 | 3-4 | 1 3 4 | 2 | 3 | 0 | 0 | 0 | 0 | 0 | 0 | 0 | 0 | 4 |
| Team | | | | | 1 2 3 | | | | | | | | | | | |
| Totals | | 24-58 | 6-22 | 28-34 | 11 33 44 | 26 | 80 | 18 | 20 | 5 | 7 | 0 | 0 | 0 | 0 | 225 |

FG % 1st Half: 9-22 40.9% 2nd half: 12-30 40.0% OT: 3-6 50.0% Game: 24-58 41.4%
3FG % 1st Half: 3-8 37.5% 2nd half: 2-10 20.0% OT: 1-4 25.0% Game: 6-22 27.3%
FT % 1st Half: 11-14 78.6% 2nd half: 6-8 75.0% OT: 9-12 75.0% Game: 26-34 76.5%

Tennessee State 74 • 12-7, 3-3 OVC

| # | Player | Total | | | 3-Ptr | | | Rebounds | | | PF | TP | A | | | TO | Blk | Stl | Min |
|----|---------------------|-------|-------|------|-------|-------|----|----------|-----|-----|----|----|----|-----|-----|----|-----|-----|-----|
| | | FG | F-GA | % | FT | F-FTA | % | Off | Def | Tot | | | TO | Blk | Stl | | | | |
| 14 | REDDICK, Darreon | 1 | 0-6 | 0-4 | 0-0 | 0 | 1 | 1 | 1 | 0 | 0 | 0 | 0 | 0 | 0 | 0 | 0 | 17 | |
| 21 | MEKOWULU, Christian | 1 | 3-4 | 0-0 | 1-4 | 4 | 2 | 6 | 2 | 7 | 0 | 1 | 1 | 2 | 25 | 0 | 0 | 1 | |
| 33 | MARTIN, Wayne | 1 | 5-15 | 0-1 | 5-7 | 8 | 9 | 17 | 3 | 15 | 0 | 3 | 0 | 0 | 39 | 0 | 0 | 15 | |
| 33 | REED, Jordan | 1 | 0-3 | 0-1 | 2-2 | 2 | 1 | 3 | 2 | 2 | 0 | 1 | 0 | 0 | 30 | 0 | 0 | 39 | |
| 05 | McCALL, Tahjere | 9 | 4-15 | 0-2 | 11-14 | 3 | 4 | 7 | 4 | 19 | 6 | 3 | 0 | 4 | 41 | 0 | 0 | 41 | |
| 00 | CHANEY, Armani | 1 | 1-7 | 0-3 | 0-0 | 1 | 1 | 2 | 2 | 2 | 0 | 2 | 0 | 0 | 12 | 0 | 0 | 12 | |
| 01 | SPENCER, Delano | 1 | 5-13 | 3-10 | 2-2 | 2 | 5 | 7 | 4 | 15 | 1 | 0 | 0 | 1 | 32 | 0 | 0 | 13 | |
| 04 | HAMILTON, K. | 1 | 2-3 | 0-1 | 1-1 | 3 | 1 | 4 | 3 | 5 | 0 | 1 | 1 | 0 | 14 | 0 | 0 | 14 | |
| 13 | OYEDIRAN, Samson | 1 | 0-3 | 0-2 | 2-2 | 1 | 1 | 2 | 1 | 2 | 0 | 0 | 0 | 0 | 7 | 0 | 0 | 7 | |
| 23 | EVERETT, A'Torey | 1 | 3-7 | 1-1 | 0-1 | 0 | 2 | 2 | 3 | 7 | 1 | 3 | 1 | 0 | 23 | 0 | 0 | 23 | |
| | Team | | | | | 1 | 0 | 1 | | | | | | | | | | | |
| | Totals | | 23-76 | 4-25 | 24-33 | 25 | 27 | 52 | 25 | 74 | 8 | 14 | 3 | 7 | 225 | | | | |

2016-17 STATISTICS - OVERALL ►►



Tennessee State Men's Basketball
Tennessee State Combined Team Statistics (as of Jan 21, 2017)
All games



| RECORD: | OVERALL | HOME | AWAY | NEUTRAL |
|----------------|---------|------|------|---------|
| ALL GAMES | 12-8 | 5-3 | 5-5 | 2-0 |
| CONFERENCE | 3-4 | 2-2 | 1-2 | 0-0 |
| NON-CONFERENCE | 9-4 | 3-1 | 4-3 | 2-0 |

| # | Player | gp-gs | min | avg | Total | | 3-Point | | F-Throw | | Rebounds | | | | pf | dq | a | to | blk | stl | pts | avg |
|----------------|---------------------|-------|------|------|----------|-------|---------|------|---------|------|----------|-----|-----|------|-----|----|-----|-----|-----|-----|------|------|
| | | | | | fg-fga | fg% | 3fg-fga | 3fg% | ft-fa | ft% | off | def | tot | avg | | | | | | | | |
| 05 | McCALL, Tahjere | 20-20 | 610 | 30.5 | 94-218 | .431 | 8-30 | .267 | 93-147 | .633 | 32 | 68 | 100 | 5.0 | 66 | 2 | 97 | 72 | 12 | 60 | 289 | 14.5 |
| 33 | MARTIN, Wayne | 20-19 | 618 | 30.9 | 112-197 | .569 | 3-15 | .200 | 56-81 | .691 | 66 | 142 | 208 | 10.4 | 58 | 2 | 12 | 48 | 17 | 10 | 283 | 14.2 |
| 03 | REED, Jordan | 20-19 | 522 | 26.1 | 58-134 | .433 | 8-26 | .308 | 62-90 | .689 | 57 | 76 | 133 | 6.7 | 54 | 1 | 18 | 32 | 10 | 11 | 186 | 9.3 |
| 01 | SPENCER, Delano | 19-1 | 386 | 20.3 | 56-130 | .431 | 41-97 | .423 | 16-19 | .842 | 8 | 25 | 33 | 1.7 | 32 | 0 | 12 | 15 | 0 | 13 | 169 | 8.9 |
| 14 | REDDICK, Darreon | 19-19 | 536 | 28.2 | 57-163 | .350 | 29-84 | .345 | 23-35 | .657 | 2 | 34 | 36 | 1.9 | 26 | 0 | 20 | 24 | 1 | 8 | 166 | 8.7 |
| 04 | HAMILTON, K. | 20-14 | 377 | 18.9 | 51-109 | .468 | 11-28 | .393 | 14-22 | .636 | 31 | 38 | 69 | 3.5 | 59 | 3 | 6 | 29 | 12 | 8 | 127 | 6.4 |
| 21 | MEKOWULU, Christian | 20-7 | 345 | 17.3 | 26-57 | .456 | 0-1 | .000 | 29-45 | .644 | 24 | 48 | 72 | 3.6 | 54 | 5 | 6 | 26 | 12 | 9 | 81 | 4.1 |
| 00 | CHANEY, Armani | 19-1 | 281 | 14.8 | 17-66 | .258 | 5-25 | .200 | 21-25 | .840 | 4 | 19 | 23 | 1.2 | 23 | 0 | 27 | 22 | 1 | 10 | 60 | 3.2 |
| 23 | EVERETT, A'Torey | 18-0 | 204 | 11.3 | 14-37 | .378 | 3-5 | .600 | 20-24 | .833 | 2 | 16 | 18 | 1.0 | 29 | 1 | 15 | 17 | 1 | 1 | 51 | 2.8 |
| 34 | DUKE, Jalen | 4-0 | 23 | 5.8 | 3-7 | .429 | 0-1 | .000 | 0-0 | .000 | 1 | 0 | 1 | 0.3 | 0 | 0 | 0 | 0 | 0 | 3 | 6 | 1.5 |
| 15 | WILLIAMS, Xavier | 10-0 | 52 | 5.2 | 5-12 | .417 | 0-3 | .000 | 0-1 | .000 | 3 | 6 | 9 | 0.9 | 10 | 0 | 2 | 3 | 3 | 2 | 10 | 1.0 |
| 13 | OYEDIRAN, Samson | 12-0 | 64 | 5.3 | 3-11 | .273 | 1-5 | .200 | 4-7 | .571 | 5 | 8 | 13 | 1.1 | 17 | 1 | 1 | 1 | 0 | 0 | 11 | 0.9 |
| 10 | DAVIS, Thomas | 5-0 | 18 | 3.6 | 2-3 | .667 | 0-0 | .000 | 0-0 | .000 | 0 | 3 | 3 | 0.6 | 1 | 0 | 2 | 1 | 0 | 0 | 4 | 0.8 |
| 30 | SPENCER, Khalill | 4-0 | 14 | 3.5 | 1-1 | 1.000 | 0-0 | .000 | 1-4 | .250 | 1 | 1 | 2 | 0.5 | 2 | 0 | 0 | 2 | 0 | 1 | 3 | 0.8 |
| Team | | | | | | | | | | | 26 | 21 | 47 | | | | | 3 | | | | |
| Total..... | | 20 | 4050 | | 499-1145 | .436 | 109-320 | .341 | 339-500 | .678 | 262 | 505 | 767 | 38.3 | 431 | 15 | 218 | 295 | 69 | 136 | 1446 | 72.3 |
| Opponents..... | | 20 | 4050 | | 429-1065 | .403 | 161-480 | .335 | 335-500 | .670 | 214 | 471 | 685 | 34.2 | 450 | - | 250 | 332 | 68 | 119 | 1354 | 67.7 |

| TEAM STATISTICS | TSUMB | OPP |
|------------------------|----------|----------|
| SCORING | 1446 | 1354 |
| Points per game | 72.3 | 67.7 |
| Scoring margin | +4.6 | - |
| FIELD GOALS-ATT | 499-1145 | 429-1065 |
| Field goal pct | .436 | .403 |
| 3 POINT FG-ATT | 109-320 | 161-480 |
| 3-point FG pct | .341 | .335 |
| 3-pt FG made per game | 5.5 | 8.1 |
| FREE THROWS-ATT | 339-500 | 335-500 |
| Free throw pct | .678 | .670 |
| F-Throws made per game | 17.0 | 16.8 |
| REBOUNDS | 767 | 685 |
| Rebounds per game | 38.3 | 34.2 |
| Rebounding margin | +4.1 | - |
| ASSISTS | 218 | 250 |
| Assists per game | 10.9 | 12.5 |
| TURNOVERS | 295 | 332 |
| Turnovers per game | 14.8 | 16.6 |
| Turnover margin | +1.9 | - |
| Assist/turnover ratio | 0.7 | 0.8 |
| STEALS | 136 | 119 |
| Steals per game | 6.8 | 6.0 |
| BLOCKS | 69 | 68 |
| Blocks per game | 3.5 | 3.4 |
| ATTENDANCE | 13773 | 42566 |
| Home games-Avg/Game | 8-1722 | 10-3901 |
| Neutral site-Avg/Game | - | 2-1778 |

| Date | Opponent | | Score | Att. |
|------------|---------------------|-----|-------|------|
| 11/11/16 | vs UC Davis | W | 78-64 | 1821 |
| 11/12/16 | vs Northern Arizona | W | 69-65 | 1734 |
| 11/13/16 | at Santa Clara | W | 69-61 | 1102 |
| 11/19/16 | at Middle Tennessee | W | 74-63 | 4830 |
| 11/23/16 | at Canisius | W | 72-58 | 864 |
| 11/26/16 | REINHARDT | W | 96-64 | 894 |
| 11/29/16 | at Vanderbilt | L | 59-83 | 8445 |
| 12/03/16 | at LIPSCOMB | W | 72-71 | 1634 |
| 12/10/16 | at NC State | Lot | 55-67 | 5500 |
| 12/14/16 | ALABAMA STATE | W | 68-46 | 760 |
| 12/19/16 | at Duke | L | 55-65 | 9314 |
| 12/27/16 | COVENANT | W | 81-50 | 522 |
| * 12/31/16 | at Murray State | L | 83-92 | 3314 |
| 01/02/17 | KENNESAW STATE | L | 73-76 | 483 |
| * 01/05/17 | SOUTHEAST MISSOURI | W | 65-62 | 613 |
| * 01/07/17 | UT MARTIN | W | 76-65 | 1144 |
| * 01/12/17 | at Eastern Kentucky | W | 63-49 | 1150 |
| * 01/14/17 | at Morehead State | L | 85-87 | 2858 |
| * 01/19/17 | TENNESSEE TECH | Lot | 74-80 | 4251 |
| * 01/21/17 | JACKSONVILLE STATE | L | 79-86 | 5106 |

* = Ohio Valley Conference game

| Score by Periods | 1st | 2nd | OT | Totals |
|------------------|-----|-----|----|--------|
| Tennessee State | 670 | 761 | 15 | 1446 |
| Opponents | 627 | 694 | 33 | 1354 |

2016-17 STATISTICS - OHIO VALLEY CONFERENCE ▶▶



Tennessee State Men's Basketball
Tennessee State Combined Team Statistics (as of Jan 21, 2017)
Conference games



| RECORD: | OVERALL | HOME | AWAY | NEUTRAL |
|----------------|---------|------|------|---------|
| ALL GAMES | 3-4 | 2-2 | 1-2 | 0-0 |
| CONFERENCE | 3-4 | 2-2 | 1-2 | 0-0 |
| NON-CONFERENCE | 0-0 | 0-0 | 0-0 | 0-0 |

| # | Player | gp-gs | min | avg | Total | | 3-Point | | F-Throw | | Rebounds | | | | pf | dq | a | to | blk | stl | pts | avg |
|----------------|---------------------|-------|------|------|---------|------|---------|------|---------|-------|----------|-----|-----|------|-----|----|----|-----|-----|-----|-----|------|
| | | | | | fg-fga | fg% | 3fg-fga | 3fg% | ft-fa | ft% | off | def | tot | avg | | | | | | | | |
| 05 | McCALL, Tahjere | 7-7 | 225 | 32.1 | 40-87 | .460 | 4-13 | .308 | 34-46 | .739 | 12 | 20 | 32 | 4.6 | 24 | 1 | 40 | 31 | 3 | 21 | 118 | 16.9 |
| 33 | MARTIN, Wayne | 7-6 | 235 | 33.6 | 47-82 | .573 | 0-5 | .000 | 22-31 | .710 | 25 | 49 | 74 | 10.6 | 26 | 1 | 4 | 13 | 7 | 5 | 116 | 16.6 |
| 01 | SPENCER, Delano | 6-1 | 158 | 26.3 | 29-61 | .475 | 21-44 | .477 | 7-8 | .875 | 5 | 16 | 21 | 3.5 | 12 | 0 | 4 | 5 | 0 | 4 | 86 | 14.3 |
| 03 | REED, Jordan | 7-6 | 155 | 22.1 | 17-44 | .386 | 3-10 | .300 | 18-23 | .783 | 20 | 21 | 41 | 5.9 | 20 | 1 | 6 | 8 | 4 | 2 | 55 | 7.9 |
| 14 | REDDICK, Darreon | 6-6 | 185 | 30.8 | 16-55 | .291 | 7-30 | .233 | 7-10 | .700 | 0 | 6 | 6 | 1.0 | 10 | 0 | 7 | 5 | 0 | 4 | 46 | 7.7 |
| 23 | EVERETT, A'Torey | 7-0 | 106 | 15.1 | 7-19 | .368 | 2-4 | .500 | 13-16 | .813 | 1 | 5 | 6 | 0.9 | 15 | 1 | 11 | 9 | 1 | 0 | 29 | 4.1 |
| 04 | HAMILTON, K. | 7-2 | 109 | 15.6 | 11-33 | .333 | 1-6 | .167 | 5-5 | 1.000 | 11 | 9 | 20 | 2.9 | 19 | 1 | 1 | 9 | 2 | 3 | 28 | 4.0 |
| 00 | CHANEY, Armani | 7-1 | 93 | 13.3 | 8-21 | .381 | 3-9 | .333 | 7-7 | 1.000 | 1 | 5 | 6 | 0.9 | 5 | 0 | 6 | 5 | 0 | 3 | 26 | 3.7 |
| 21 | MEKOWULU, Christian | 7-6 | 138 | 19.7 | 7-14 | .500 | 0-1 | .000 | 5-12 | .417 | 11 | 16 | 27 | 3.9 | 23 | 3 | 1 | 10 | 3 | 5 | 19 | 2.7 |
| 13 | OYEDIRAN, Samson | 4-0 | 21 | 5.3 | 0-3 | .000 | 0-2 | .000 | 2-3 | .667 | 1 | 2 | 3 | 0.8 | 7 | 0 | 0 | 1 | 0 | 0 | 2 | 0.5 |
| Team | | | | | | | | | | | 7 | 11 | 18 | | | | | | | | | |
| Total..... | | 7 | 1425 | | 182-419 | .434 | 41-124 | .331 | 120-161 | .745 | 94 | 160 | 254 | 36.3 | 161 | 8 | 80 | 96 | 20 | 47 | 525 | 75.0 |
| Opponents..... | | 7 | 1425 | | 164-368 | .446 | 52-153 | .340 | 141-191 | .738 | 67 | 167 | 234 | 33.4 | 151 | - | 95 | 105 | 27 | 40 | 521 | 74.4 |

| TEAM STATISTICS | TSUMB | OPP | Date | Opponent | Score | Att. |
|------------------------|---------|---------|---------------------------------|---------------------|-----------|------|
| SCORING | 525 | 521 | * 12/31/16 | at Murray State | L 83-92 | 3314 |
| Points per game | 75.0 | 74.4 | * 01/05/17 | SOUTHEAST MISSOURI | W 65-62 | 613 |
| Scoring margin | +0.6 | - | * 01/07/17 | UT MARTIN | W 76-65 | 1144 |
| FIELD GOALS-ATT | 182-419 | 164-368 | * 01/12/17 | at Eastern Kentucky | W 63-49 | 1150 |
| Field goal pct | .434 | .446 | * 01/14/17 | at Morehead State | L 85-87 | 2858 |
| 3 POINT FG-ATT | 41-124 | 52-153 | * 01/19/17 | TENNESSEE TECH | Lot 74-80 | 4251 |
| 3-point FG pct | .331 | .340 | * 01/21/17 | JACKSONVILLE STATE | L 79-86 | 5106 |
| 3-pt FG made per game | 5.9 | 7.4 | * = Ohio Valley Conference game | | | |
| FREE THROWS-ATT | 120-161 | 141-191 | | | | |
| Free throw pct | .745 | .738 | | | | |
| F-Throws made per game | 17.1 | 20.1 | | | | |
| REBOUNDS | 254 | 234 | | | | |
| Rebounds per game | 36.3 | 33.4 | | | | |
| Rebounding margin | +2.9 | - | | | | |
| ASSISTS | 80 | 95 | | | | |
| Assists per game | 11.4 | 13.6 | | | | |
| TURNOVERS | 96 | 105 | | | | |
| Turnovers per game | 13.7 | 15.0 | | | | |
| Turnover margin | +1.3 | - | | | | |
| Assist/turnover ratio | 0.8 | 0.9 | | | | |
| STEALS | 47 | 40 | | | | |
| Steals per game | 6.7 | 5.7 | | | | |
| BLOCKS | 20 | 27 | | | | |
| Blocks per game | 2.9 | 3.9 | | | | |
| ATTENDANCE | 11114 | 7322 | | | | |
| Home games-Avg/Game | 4-2778 | 3-2441 | | | | |
| Neutral site-Avg/Game | - | 0-0 | | | | |

| Score by Periods | 1st | 2nd | OT | Totals |
|------------------|-----|-----|----|--------|
| Tennessee State | 226 | 289 | 10 | 525 |
| Opponents | 234 | 271 | 16 | 521 |

0



ARMANI CHANEY
5-10 | 165 | So. | G
Chicago, Ill.

1



DELANO SPENCER
6-3 | 195 | Jr. | G
Atlanta, Ga.

2



CHRIS BOLDEN
6-3 | 215 | R-Sr. | G
Tifton, Ga.

3



JORDAN REED
6-4 | 210 | R-Sr. | G
Philadelphia, Pa.

4



KEN'DARRIUS HAMILTON
6-9 | 275 | Jr. | F/C
Montgomery, Ala.

5



TAHJERE MCCALL
6-5 | 195 | R-Sr. | G
Philadelphia, Pa.

10



THOMAS DAVIS
6-2 | 175 | R-Fr. | G
Nashville, Tenn.

13



SAMSON OYEDIRAN
6-7 | 220 | R-So. | F
London, England

14



DARREON REDDICK
6-4 | 195 | Jr. | G
Belleville, Ill.

15



XAVIER WILLIAMS
6-9 | 220 | R-Jr. | F
Fairfield, Ala.

21



CHRISTIAN MEKOWULU
6-9 | 240 | R-So. | F
Lagos, Nigeria

22



DANIEL CUMMINGS
6-5 | 220 | Fr. | G/F
Toronto, Ont.

23



A'TOREY EVERETT
6-4 | 190 | So. | G
Dallas, Texas

30



KHALILL SPENCER
6-4 | 230 | R-Fr. | G/F
Memphis, Tenn.

33



WAYNE MARTIN
6-7 | 237 | R-Sr. | F
Brooklyn, N.Y.

34



JALEN DUKE
6-5 | 213 | R-Fr. | G
Nashville, Tenn.

2016-17 TENNESSEE STATE MEN'S BASKETBALL COACHING STAFF



HEAD COACH
DANA FORD
3rd Season
Illinois State '06



ASSOCIATE HEAD COACH
RANDY PEELE
3rd Season
Virginia Wesleyan '80




ASSISTANT COACH
RODNEY HAMILTON
5th Season
Georgia State '98



ASSISTANT COACH
PIERRE JORDAN
3rd Season
Florida State '11



DIRECTOR OF OPERATIONS
JANNA EICHELBERGER
3rd Season
IUPUI '12



VIDEO COORDINATOR
JAMES WHITE
2nd Season
Memphis '14